

## The Parent Survey

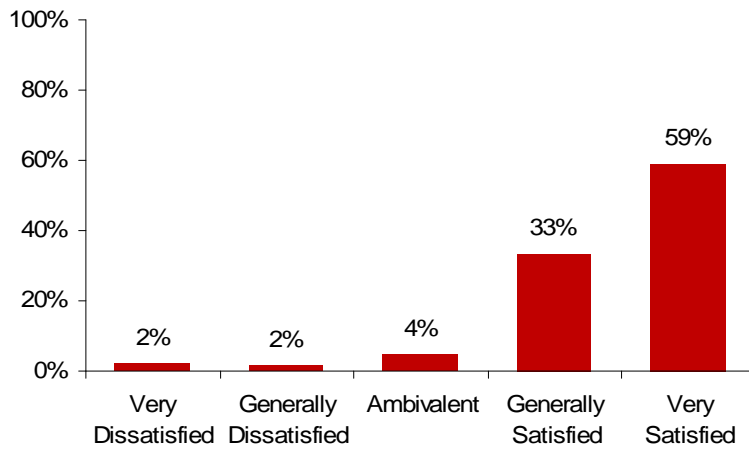
The *Parent Survey*, a joint effort of several highly-selective institutions, was administered for the first time at Brown in the spring of 2007. Invitation letters were sent to domestic and international addresses according to the *primary* parent address in Brown's student database. Parents of enrolled undergraduates participated in the survey via the Web, resulting in a response rate of 34% (1,795/5,218).

Parents who responded were representative of the larger group invited to take the survey. For example, 41% of those invited received financial aid from Brown, while 39% of those who responded were aided. However, parents of first-year students were overrepresented (33% of responders versus 27% of invitees) and parents of seniors were underrepresented (24% versus 28%).

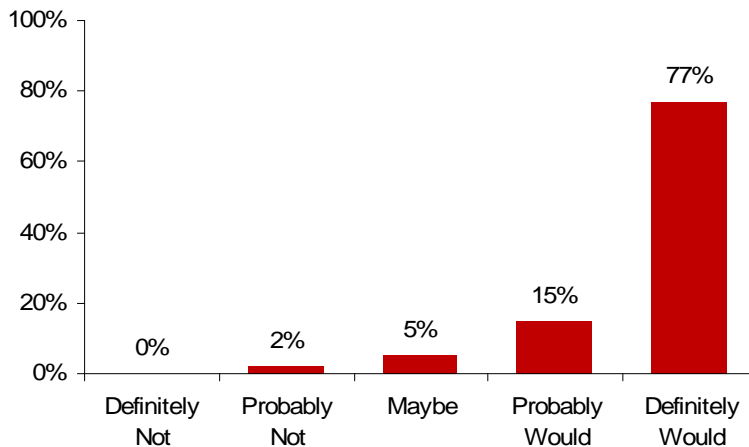
The results of the survey, extensive in its scope, provided Brown with a unique perspective. For the first time in any formal manner, parents were asked to evaluate the academic experience at Brown. The survey also provided Brown with parents' views on campus life, services, and facilities; their experiences with financing education; the parent-child relationship; and aspects of college life that may worry parents. The frequencies of responses on several items are shown here.

### Satisfaction with Education

Overall, how satisfied are you with your child's undergraduate education so far?



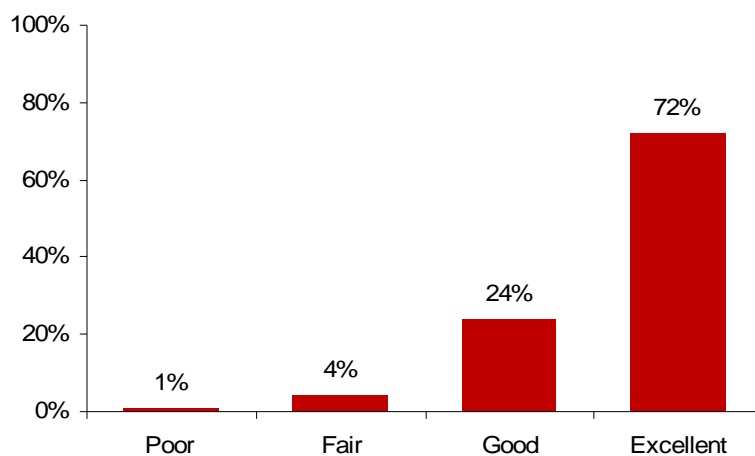
Would you encourage a high school senior who resembles your child (same background, abilities, interests and temperament) to attend your child's college?



As a parent, how satisfied are you with each of the following aspects of your child's college/university?  
 (Percentage responding; "don't know" responses excluded from calculations)

	Very Dissatisfied	Generally Dissatisfied	Generally Satisfied	Very Satisfied
<b>Quality of Academic Experience</b>				
Overall quality of instruction	1%	2%	38%	60%
Emphasis on undergraduate education	1%	2%	27%	71%
Quality of academic advising	5%	16%	44%	36%
Tutoring and other academic help	2%	9%	48%	41%
Undergraduate research opportunities	2%	10%	37%	52%
Contact with faculty	1%	7%	39%	53%
<b>Quality of Campus Services and Facilities</b>				
Student housing	4%	15%	56%	24%
Career counseling & placement	5%	19%	46%	31%
Campus police	2%	6%	57%	35%
Medical/health services	2%	5%	50%	43%
Psychological counseling services	4%	10%	45%	42%
Financial aid office	4%	12%	42%	42%
Your child's financial aid award	16%	22%	32%	30%
Financial services (bursar, student accounts, etc.)	2%	6%	55%	38%
The administration's responsiveness to parent concerns	3%	7%	49%	41%
<b>Quality of Campus Life</b>				
Social life on campus	1%	4%	42%	53%
Sense of community on campus	1%	4%	36%	59%
Your child's safety on campus	1%	3%	51%	45%
Intellectual atmosphere outside the classroom	1%	2%	32%	66%
Extent of ethnic and racial diversity	1%	2%	37%	60%

How would you evaluate your child's entire educational experience at this institution?

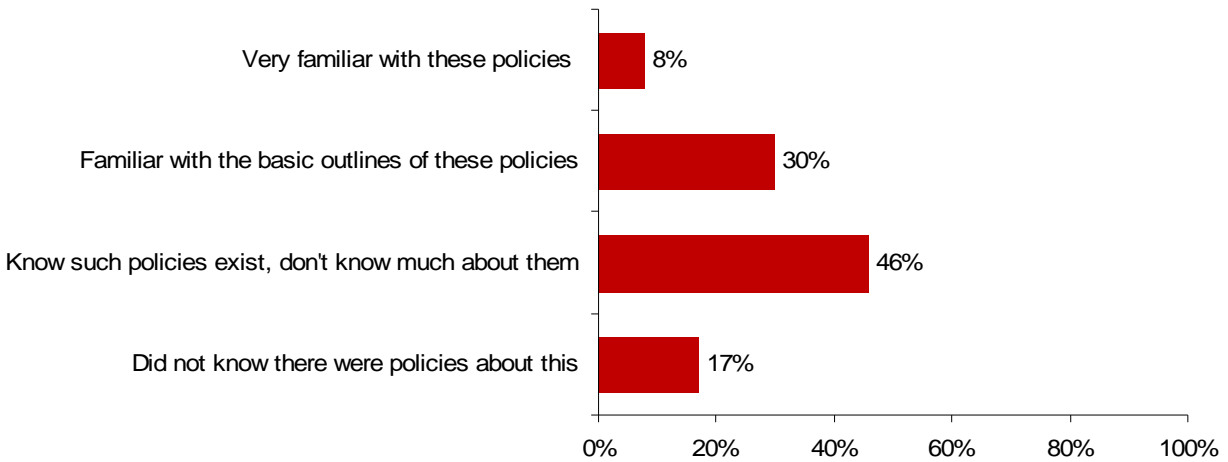


## Being the Parent of an Undergraduate

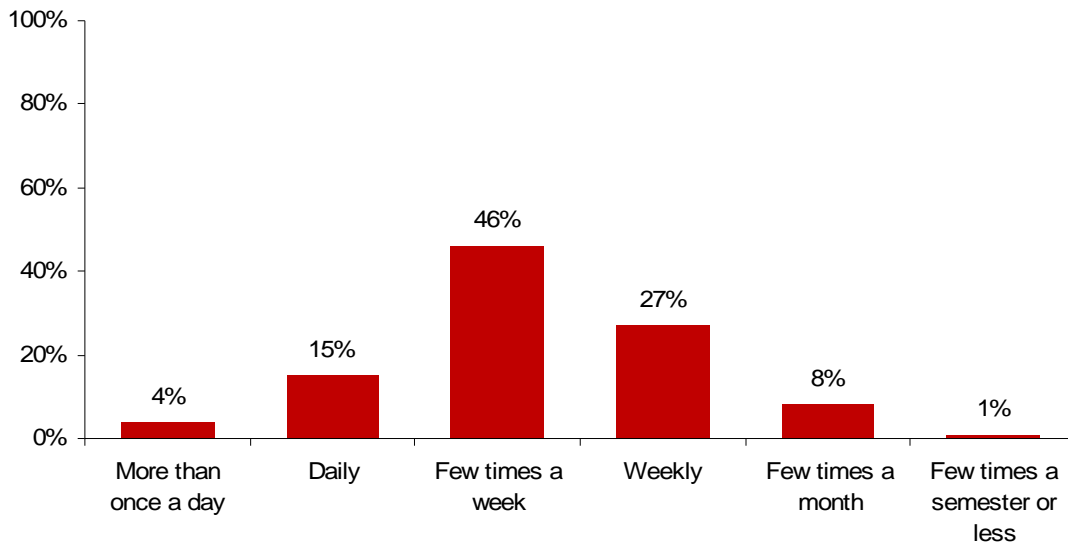
To what extent do you rely on the following sources for information about college life and policies?

	Not at all	Some	To a great extent
Talking with my son or daughter	1%	15%	85%
Reading school publications	4%	61%	34%
Visiting the school's web pages	12%	55%	33%
Blogs about the school	88%	11%	2%
Calling someone at the school	58%	38%	5%
E-mails from the school	61%	33%	6%
Talking with other parents	65%	32%	4%

To what extent are you familiar with the policies regarding your access to confidential information such as your child's grades, disciplinary proceedings, and health records?



During the current school year, about how often have you and your child been in touch (by phone, e-mail, mail, or any other way)?



When you are in touch with your son or daughter, how often do you discuss the following:

	Almost every time we are in touch	Often	Sometimes	Rarely or never
Current academic matters	46%	39%	14%	1%
Graduate school plans	4%	17%	44%	36%
Career plans	5%	26%	52%	17%
Finances	6%	22%	52%	21%
Personal relationships	24%	39%	32%	4%
Your child's physical or emotional health	37%	38%	24%	2%

Please tell us how much you agree or disagree with the following statements:

	Disagree Strongly	Disagree Somewhat	Neither agree nor disagree	Agree Somewhat	Agree Strongly
I am happy my child attends this college.	0%	1%	1%	14%	83%
I feel connected to my child's college.	3%	9%	16%	39%	34%
I helped my child choose which colleges to apply to.	5%	6%	11%	43%	35%
I helped my child choose which college to attend.	8%	10%	20%	40%	23%
Financial aid was a major factor in our family's college choices.	50%	10%	14%	11%	15%
I wish my son/daughter had chosen a different college.	74%	11%	9%	5%	1%
I feel out of place when I visit my child's college.	64%	16%	14%	6%	1%
The benefits of attending this institution will out-weigh whatever financial sacrifices that our family has had to make.	3%	5%	18%	28%	47%
This is the right school for my son/daughter.	1%	2%	6%	21%	71%
It has been very difficult for us to pay for my child's college education.	20%	15%	21%	28%	17%
This college is a place where students of all religious backgrounds can feel welcome.	1%	2%	22%	23%	52%
This college is a place where people of all economic backgrounds can feel welcome.	2%	9%	24%	31%	35%
This college is a place where people of different sexual orientations can feel welcome.	0%	1%	27%	26%	46%
This college is a place where people of different racial and ethnic backgrounds can feel welcome.	0%	2%	17%	31%	51%
This college is a place where people with differing political points of view can feel welcome.	3%	8%	20%	31%	39%

Indicate whether each of the following applies to you and this child:

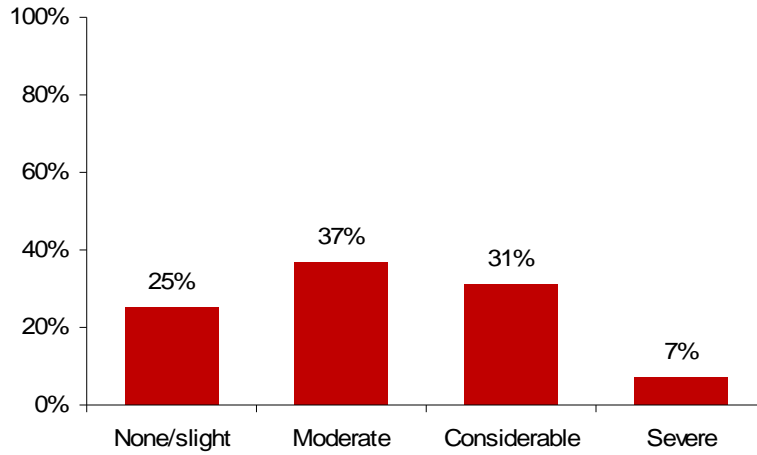
	Yes	No
I visited this college with my child before he/she applied for admission	75%	25%
I visited the college with my child after he/she applied but before he/she accepted an offer of admission.	40%	60%
This college was <u>my</u> first choice for my son/daughter	60%	40%
We used a paid college counselor to help select schools and prepare applications	8%	92%
My child took a test-prep course to prepare for the SAT or other examination	45%	55%

The following is a list of some areas that you, as a parent, may worry about. Tell us how much you have worried about each during this academic year.

Do you worry that your child...	Not at all	Somewhat	Quite a bit	A great deal
is under too much academic stress at school?	36%	47%	12%	4%
is lonely or isolated?	68%	25%	5%	2%
may drink too much?	66%	27%	5%	2%
is not being adequately prepared for the career he/she has chosen?	62%	28%	7%	3%
has made the wrong friends?	89%	9%	1%	1%
has chosen or will choose the wrong major/career?	74%	22%	3%	2%
is not performing up to his/her abilities?	74%	20%	4%	2%
is not eating right?	49%	38%	9%	4%
is under too much peer pressure?	74%	22%	3%	1%
is not maturing as fast as he/she should?	86%	11%	2%	1%
is not performing at the top of his/her class?	81%	15%	4%	1%
is unable to manage his or her own health issues independently?	66%	28%	5%	1%
is not safe from crime?	46%	49%	4%	1%
doesn't study enough?	72%	23%	4%	1%
may make bad choices about sex?	72%	26%	2%	1%
is not attending religious services?	80%	16%	3%	1%
is not making adequate academic progress?	80%	15%	3%	1%
may use illegal drugs?	82%	16%	1%	1%
is growing away from you?	81%	17%	2%	1%
is not getting enough exercise?	59%	30%	9%	3%
will have trouble finding a job after graduation?	58%	30%	8%	4%
will not know what career to pursue after graduation?	51%	35%	9%	5%
will graduate with too much debt?	63%	20%	9%	8%

## Financing Education

What has been the impact on your family of paying for your child to attend this institution?



Has your child's experience at this institution been worth the impact on your family's finances?

