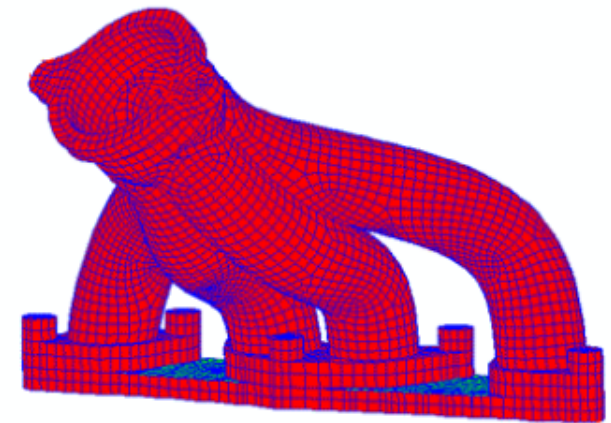
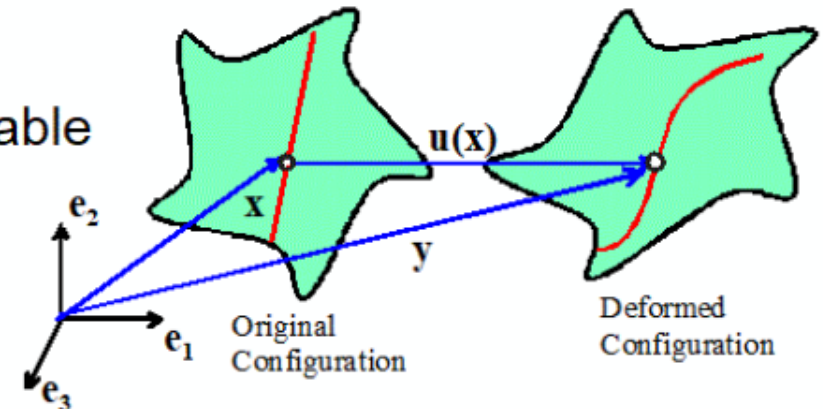
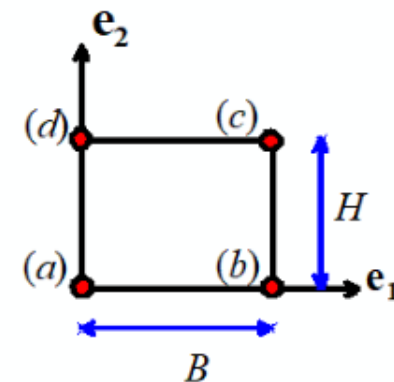
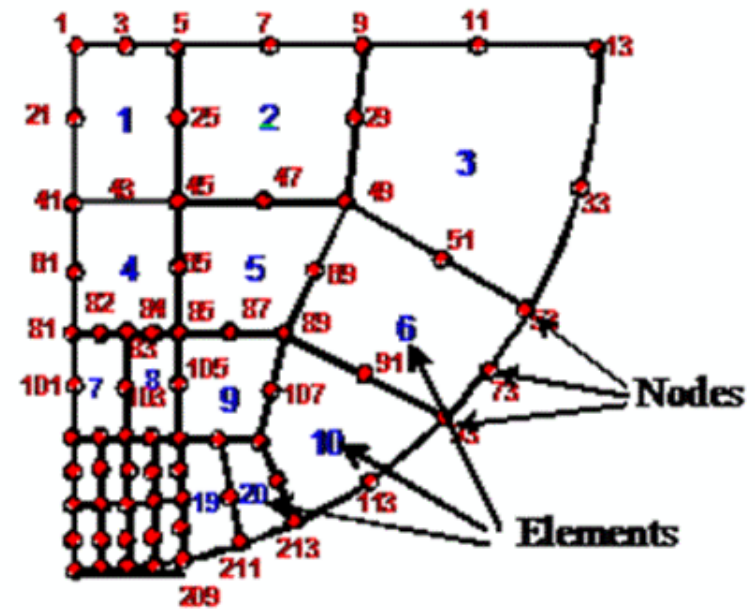


Review

- Goal of FEA – compute displacements in deformable solid subjected to forces
- Steps in FEA
 - Define geometry – 3D or 2D
 - Interpolate displacements between discrete points
 - Material Properties
 - Governing equations
 - $\mathbf{F}=\mathbf{0}$
 - $\mathbf{F}=\mathbf{m}\mathbf{a}$
 - Small-v-large deformations
 - Loading/boundary conditions; contact and interfaces
 - Solution method –
 - Static – linear or nonlinear
 - Dynamic – explicit or implicit



- FE Mesh
- **Nodes** – discrete points, given initial coords. Nodal displacements are unknowns. Special elements may have rotational DOF at nodes
- **Elements** – subdivide solid into regions. Elements always have nodes at all vertices, and may have other nodes. Element properties:
 - List of nodes attached to element (connectivity)
 - Integration points (special points inside element where output variables are computed)
 - Interpolation functions (used to compute displacements within element)



Topics for today's class

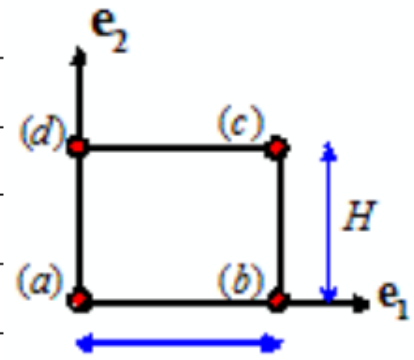
- Element properties (continued)
- Boundary conditions
- Constraints
- Contact
- Solution procedures in FEA
 - Static analysis
 - Dynamic analysis
- Output from FEA

Element interpolation functions

Used to calculate u at arbitrary point inside element - eg for linear rectangle:

Define $\xi = x_1/B$ $\eta = x_2/H$

$$u = (1-\xi)(1-\eta)u^a + (1-\eta)\xi u^b + \xi\eta u^c + (1-\xi)\eta u^d$$



ABAQUS also has quadratic elements

Choice of interpolation is important to ensure convergence

2.2 Material Models

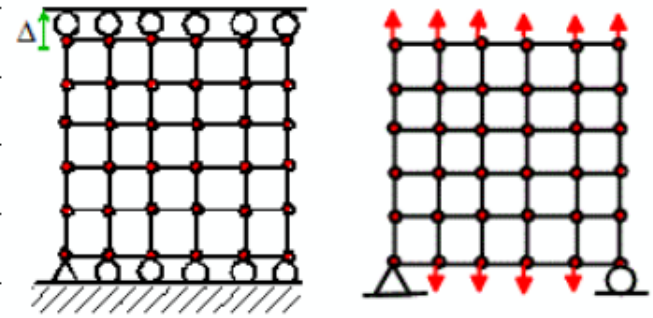
ABAQUS has big list of common material models

- Can also implement custom models

2.3 Boundary Conditions / Loading

For solid elements you can:

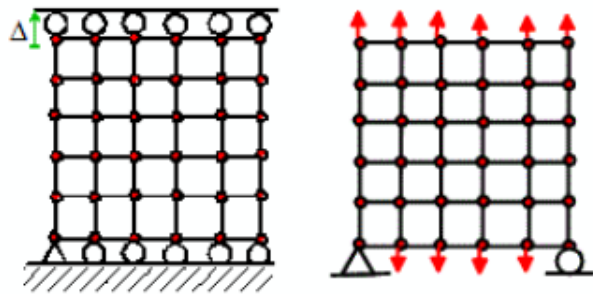
- (a) Prescribe u at nodes
- (b) " force on node
- (c) Pressure on element faces
- (d) Body forces inside elements



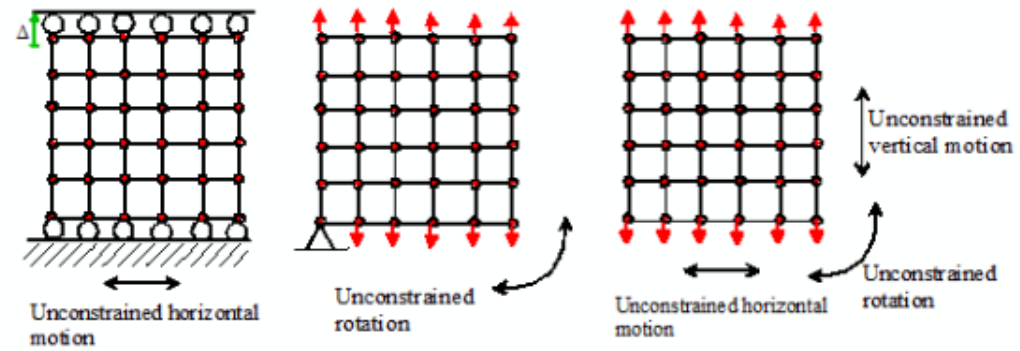
For beam / plate / shell, can prescribe rotations
can apply moments

In a static analysis you usually need to constrain rigid body motion

OK:

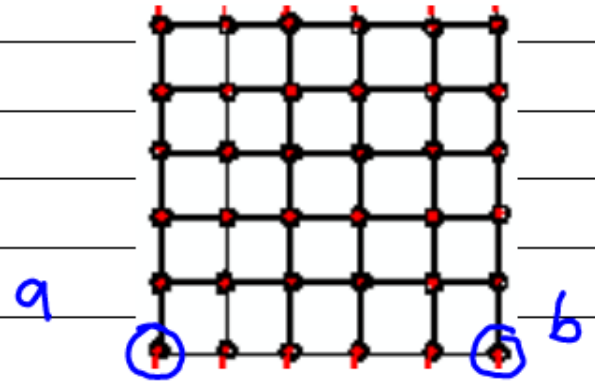


No:



2.4 Constraints

Equations relating displacements @ nodes can be enforced with constraints "MPC" in ABAQUS



Can also connect beams or plates to solid elements

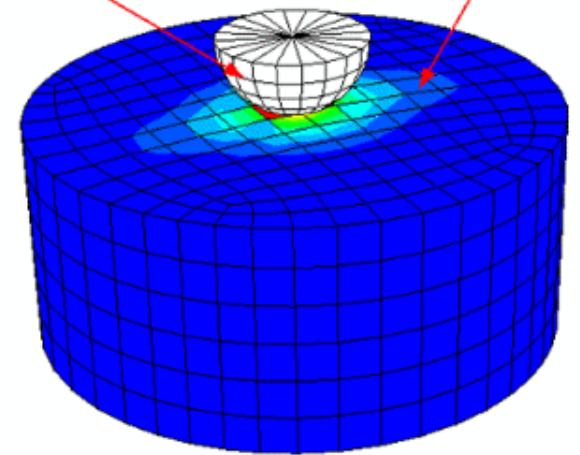
Periodic BC:

$$u_i^a - u_i^b = \epsilon_{ij} (x_j^a - x_j^b)$$

2.5 Contact

Enforce constraints where solids touch

Master Surface Slave surface



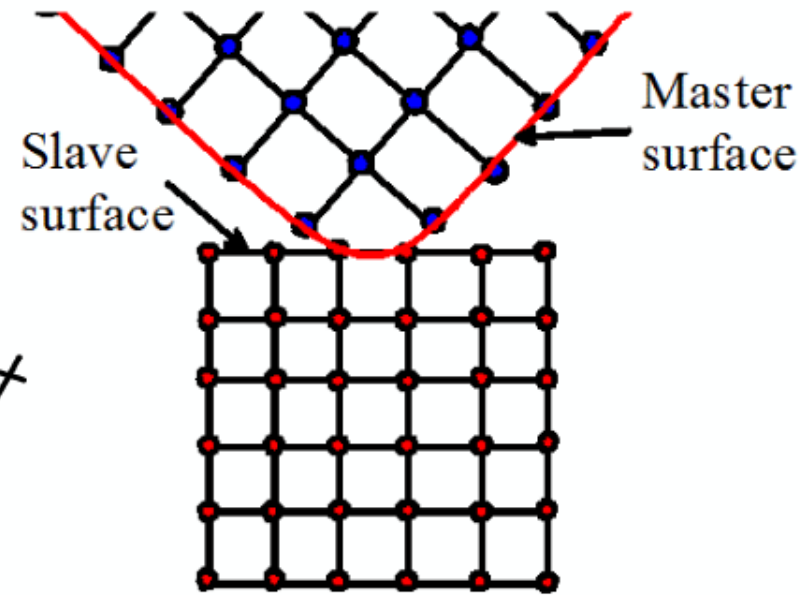
2 options in ABAQUS:

- ~ "Node Based"
- ~ "Surface Based"

"Node Based" contact

Prevents nodes on "slave" surface from penetrating "master"

"Surface based" - enforces constraint in average sense on element faces - usually gives better contact pressure



Also need to define "properties" of contact

Normal : "Hard" contact \Rightarrow no interpenetration
no tensile forces

"Soft" \Rightarrow surfaces may interpenetrate
Need to define pressure-overclosure

Tangential : Choose friction law


2.6 Solution Procedures in FEA

* Small or large deformation
NLGEOM

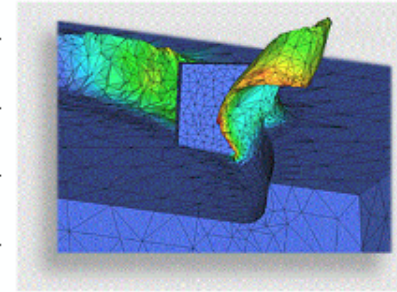
Small def is approximate, but
equations often linear \Rightarrow faster

* Static or dynamic

* "Linear perturbation" analysis - eg modal dynamics
or buckling analysis



Small
Def

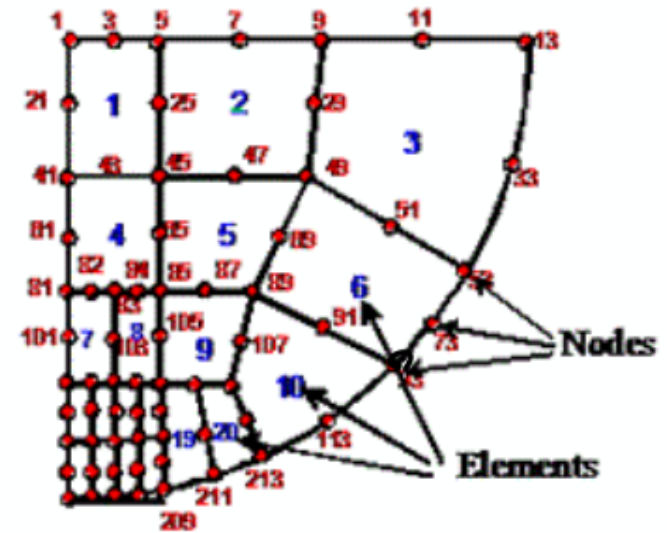


Large
Def

2.6.1 Static Solution procedure

For static analysis we need to solve

$$\underbrace{R^a(\underline{U}^b)}_{\text{Internal force at node } a} = \underbrace{F^{*a}}_{\text{External force}} \quad \underline{U}^a = \underbrace{\underline{U}^{a*}}_{\text{Prescribed Value}}$$

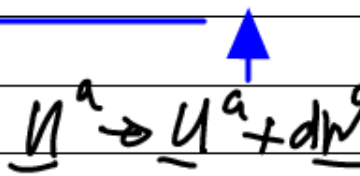


- System of nonlinear equations to solve for \underline{U}^a
- Solved using Newton-Raphson iteration

Newton-Raphson method

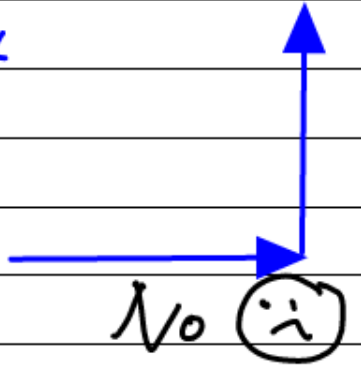
(a) Guess solution \underline{u}^a

(b) Corrected guess satisfies $\underline{R}^a(\underline{u}^b + d\underline{w}^b) = \underline{F}^{*a}$

(c) Linearize $\frac{\partial \underline{R}^a}{\partial \underline{u}^b} \bigg|_{d\underline{w}=0} = \underline{F}^{*a} - \underline{R}^a(\underline{u}^b)$ 

"Consistent tangent" - $3N \times 3N$ matrix

(d) Solve linear system for $d\underline{w}^b$

(e) Convergence check eg $|d\underline{w}^b| < tol$
 $|\underline{F}^{*a} - \underline{R}(\underline{u}^a)| < tol$ 

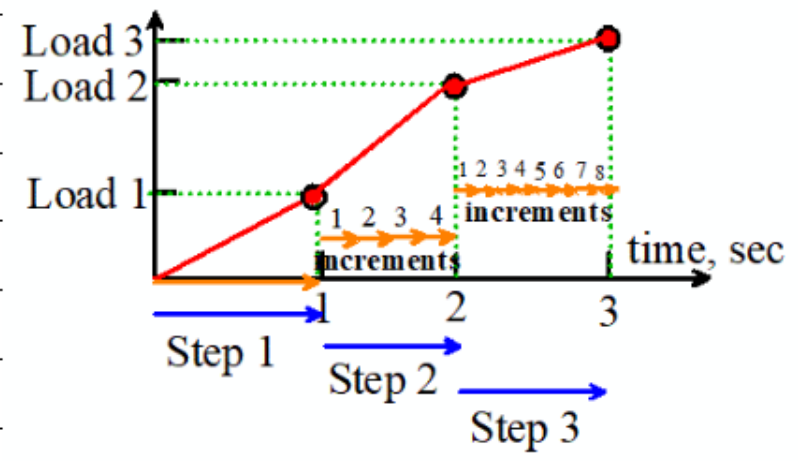
Converged

Post-processor

Newton iteration may not converge

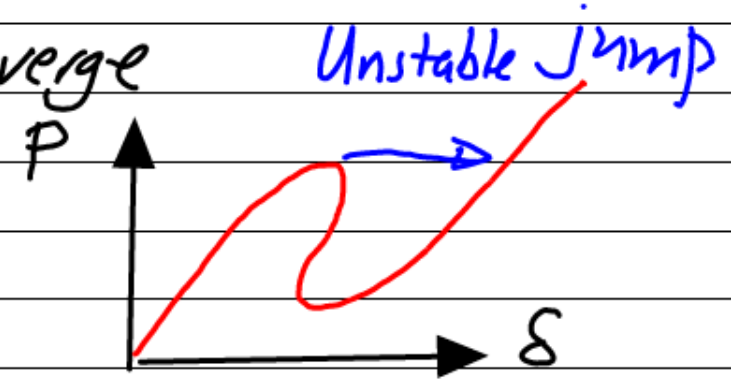
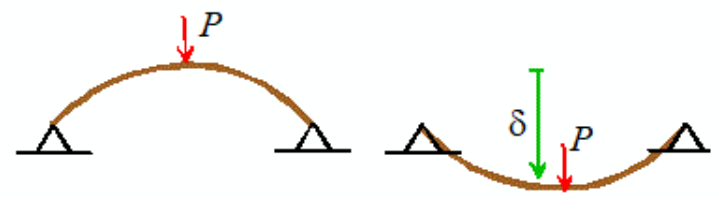
Helpful to apply load in small increments

ABAQUS will automatically cut time increment if N-R fails



For some problems N-R will never converge

eg snap-thru buckling



Fixes:

Implicit dynamics

Add artificial viscosity (Button in ABAQUS)

"Riks" method - follows unstable branch

2.5.2 Dynamics

FEA solves: $[M] \frac{d^2 \underline{U}^a}{dt^2} = \underline{F}^{*a} - \underline{R}^a(\underline{U}^b)$

Need time stepping: Given \underline{U}^a @ t
find \underline{U}^a @ $t + \Delta t$

Explicit Dynamics

(a) Solve $\underline{a}^a = [M]^{-1} (\underline{F}^{*a} - \underline{R}^a(\underline{U}^b))$

(b) $\underline{V}(t + \Delta t) = \underline{V}(t) + \underline{a} \Delta t$

(c) $\underline{U}(t + \Delta t) = \underline{U}(t) + \underline{V} \Delta t + \frac{1}{2} \underline{a} \Delta t^2$

- Explicit dynamics is conditionally stable
- Time step $\Delta t <$ time for elastic wave to propagate thro smallest element in mesh for stability
- Speed up sometimes with "mass scaling"
 - multiplies density by scale factor to slow wave speed
 - Check total KE remains small