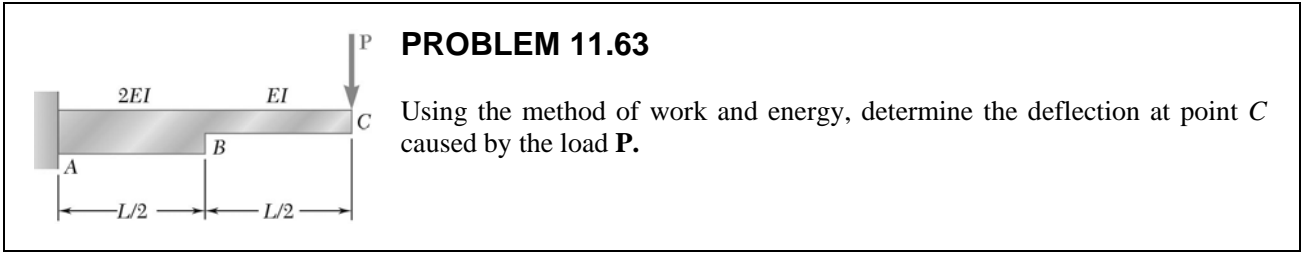
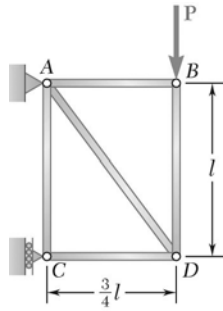


Homework9



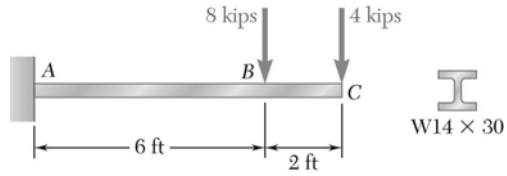
PROPRIETARY MATERIAL. © 2012 The McGraw-Hill Companies, Inc. All rights reserved. No part of this Manual may be displayed, reproduced, or distributed in any form or by any means, without the prior written permission of the publisher, or used beyond the limited distribution to teachers and educators permitted by McGraw-Hill for their individual course preparation. A student using this manual is using it without permission.

Vivek Shenoy: Brown University



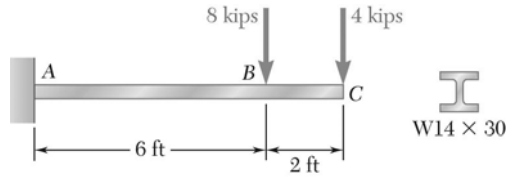
PROBLEM 11.71

Each member of the truss shown has a uniform cross-sectional area A . Using the method of work and energy, determine the vertical deflection of the point of application of the load \mathbf{P} .



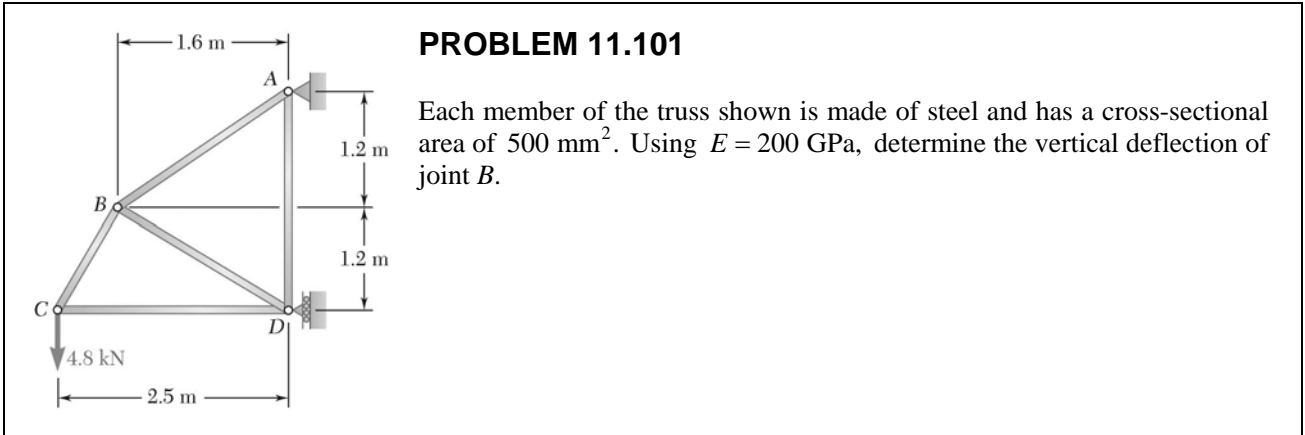
PROBLEM 11.92

For the beam and loading shown, determine the slope at end C . Use $E = 29 \times 10^6$ psi.



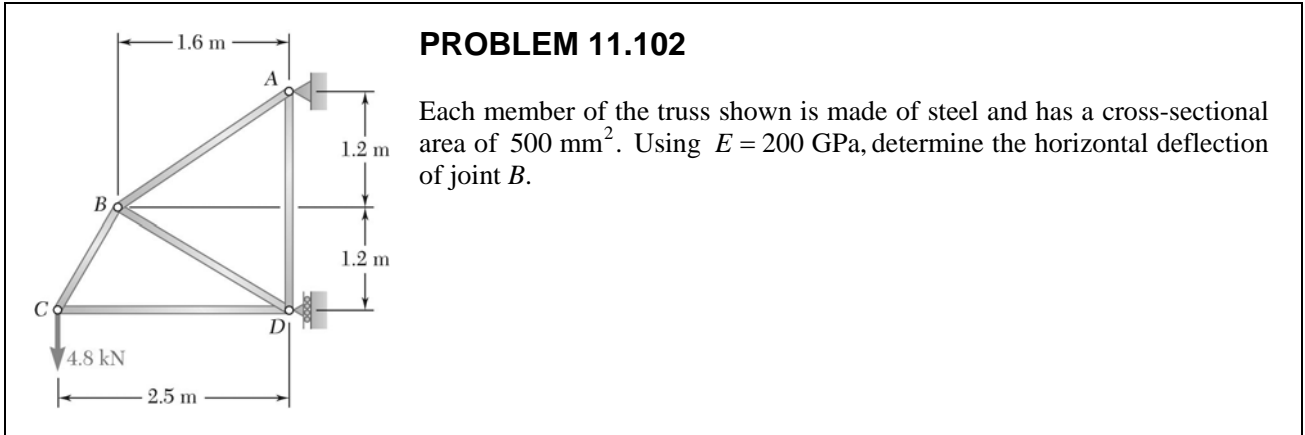
PROBLEM 11.93

For the beam and loading shown, determine the deflection at end C. Use $E = 29 \times 10^6$ psi.



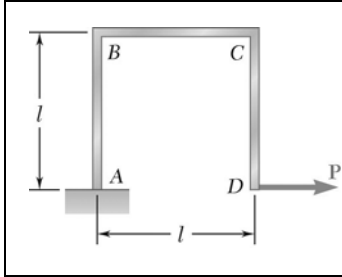
PROPRIETARY MATERIAL. © 2012 The McGraw-Hill Companies, Inc. All rights reserved. No part of this Manual may be displayed, reproduced, or distributed in any form or by any means, without the prior written permission of the publisher, or used beyond the limited distribution to teachers and educators permitted by McGraw-Hill for their individual course preparation. A student using this manual is using it without permission.

Vivek Shenoy: Brown University



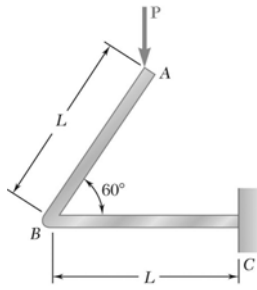
PROPRIETARY MATERIAL. © 2012 The McGraw-Hill Companies, Inc. All rights reserved. No part of this Manual may be displayed, reproduced, or distributed in any form or by any means, without the prior written permission of the publisher, or used beyond the limited distribution to teachers and educators permitted by McGraw-Hill for their individual course preparation. A student using this manual is using it without permission.

Vivek Shenoy: Brown University



PROBLEM 11.106

A uniform rod of flexural rigidity EI is bent and loaded as shown. Determine (a) the horizontal deflection of point D , (b) the slope at point D .



PROBLEM 11.108

A uniform rod of flexural rigidity EI is bent and loaded as shown. Determine (a) the vertical deflection of point A, (b) the horizontal deflection of point A.