

Brown University Community Council
Tuesday, March 10, 2020
4:00 – 5:30 pm
Stephen Robert '62 Campus Center, Kasper Multipurpose Room

Agenda

1. Approval of Minutes of November 20, 2019 Meeting
2. Report of the President
3. Political Activity Policy and 2020 U.S. Census
Al Dahlberg, Assistant Vice President, Government and Community Relations
4. Where Are We with Digital at Brown
Bill Thirsk, Chief Digital Officer and Chief Information Officer
5. Open Time for University Community Members to Present Broad Campus Issues to the Council

Brown's Political Activity Policy

Al Dahlberg, Assistant VP, Government and Community Relations
March 10, 2020

Why have a political activity policy?

Because . . .

To Whom Does This Apply?

- Faculty
- Staff
- Students

As a non-profit, private institution of higher ed,
the University is prohibited from participating in
political campaigns for Candidates, political parties
and political organizations or ballot initiatives,
and is restricted in conducting Lobbying activities.

This places restrictions upon:

- University Funds
- University Spaces
- University Resources (computers, email, phones, vehicles)

What is permissible?

Common Questions:

- Can students campaign for their preferred candidates?
- Can we have a public campaign kick-off event on campus?
- Can faculty send emails supporting a ballot initiative from their brown.edu email account?
- Can a staff member also be an elected official?
- Can someone use the Brown logo in a campaign email?
- Can we put campaign posters on campus?
- Can we film a campaign video on campus?

How do we get candidates on campus?

- Candidate Debate
- Equal invitation to all candidates
- Speaking in a non-candidate capacity





“Dude, what happened to the frisbee?”

Primary Take Away:

Brown resources cannot be used for partisan purposes
or political campaigns

US Census: What's at stake?

- One Congressional seat
- An Electoral College Vote
- \$970+ Billion dollars for programs in education, food assistance, social services

US Census: How does it work?

- A snapshot of where everyone lives in US on April 1
- Regardless of drivers license, voter registration, immigration status
- Postcards sent March 12-20
- Reply online
- Only one response allowed per apartment

US Census: Outreach to Brown community

- brown.edu/census
- Today@Brown
- Department Newsletters
- Social media
- Posters

Brown University Community Council Meeting

March 10, 2020

Bill Thirsk
Chief Digital Officer / Chief Information Officer

DX - Digital Experience Goals

- Create NEW value to the user
 - Internal
 - External
- Insight and decision capability 'As-a-Service'
- Speed to value
 - Weeks not months
 - Best apps are minimally viable at launch



Brown Digital Maturity Measurement

➤ Present - we are 'in the game' ←

What is digital transformation?

Digital transformation is the integration of digital technology into all areas of a business, fundamentally changing how you operate and deliver value to customers. It's also a cultural change that requires organizations to continually challenge the status quo, experiment, and get comfortable with failure.



Then...

- Activated - Keeping up with the 50 percentile
- Engaged - Early adopter, entrepreneurial
- **Competitive - Ours is better than most**
- Mature - Runs like a machine, others adopt



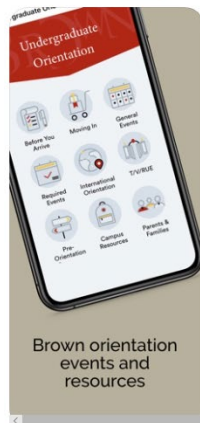
BrownU Continues to Gain Traction

- Integrated Identity across Web sites, roles, and subscriptions
- User may pick persona for general use, or log in for personal information
- Next activities added
 - Family Weekend
 - Graduation
- Available in the App Store and Google Play

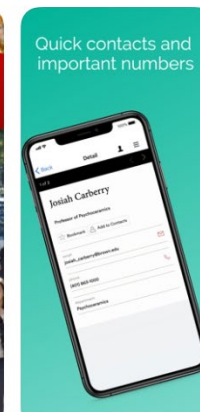
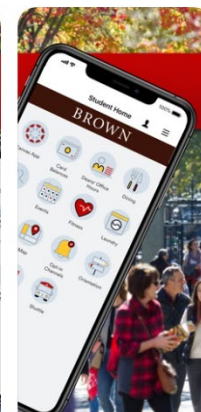
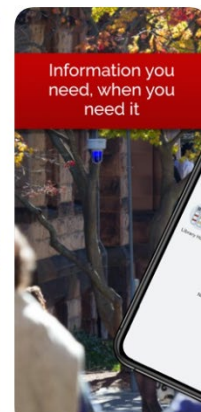


BrownU 4+
Brown University Mobile App
[Brown University](#)
Free

Screenshots [iPhone](#) [iPad](#)



Brown orientation events and resources



Internally Developed App Performance

Downloads by device are as follows:

Start	End	iOS	Android	
8/9/2019	8/15/2019	128	0	
8/16/2019	8/22/2019	393	70	
8/23/2019	8/29/2019	1037	146	
8/30/2019	9/5/2019	1117	128	
9/6/2019	9/12/2019	135	12	
9/13/2019	9/19/2019	75	12	
9/20/2019	9/26/2019	91	15	
9/27/2019	10/3/2019	76	13	
10/4/2019	10/10/2019	54	13	
10/11/2019	10/17/2019	58	6	
10/18/2019	10/24/2019	42	10	
10/25/2019	10/31/2019	41	5	
11/1/2019	11/7/2019	37	10	
11/8/2019	11/14/2019	49	8	
11/15/2019	11/21/2019	25	2	
11/22/2019	11/28/2019	24	5	
11/29/2019	12/5/2019	24	4 until 12/4	
Total		3406	459	3865 <- grand total

Most popular modules >

Module	Views	%
Dining (dining)	16,604	50.7%
Undergraduate Student (student)	8,200	25.1%
Transit (brown_transit)	4,064	12.4%
Get Portal (get_portal)	1,113	3.4%
Laundry (laundry)	749	2.3%
Library (library)	325	1.0%

Most popular screens >

Screen	Views	%
Location Detail (dining/location)	7,988	24.4%
Home (student/index)	7,539	23.0%
Meal Detail (dining/meal)	5,032	15.4%
Dining Halls (dining/index)	3,584	11.0%
Route Info (brown_transit/route)	2,085	6.4%
Transit (brown_transit/index)	1,419	4.3%

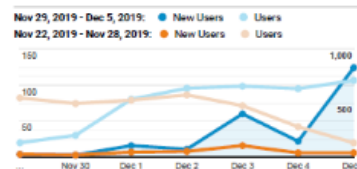
Trending modules >

Module	Views	%
Undergraduate Student (student)	8,200	+7.3%
Transit (brown_transit)	4,064	+9.3%
Get Portal (get_portal)	1,113	+24.8%
Library (library)	325	+92.3%
Brown Map (brown_map)	179	+155.7%
Gender Inclusive Restroom Finder (gender_inclusive_restroom_finder)	68	+6,700.0%

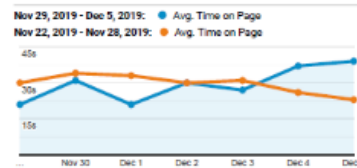
Trending screens >

Screen	Views	%
Home (student/index)	7,539	+10.8%
Meal Detail (dining/meal)	5,032	+6.0%
Get Portal (get_portal/index)	1,113	+24.8%
Transit (brown_transit/index)	1,419	+14.1%
Locations (library/locations)	196	+98.0%
Stop Info (brown_transit/stop)	560	+18.1%

New Users / Users



Avg. Time on Page

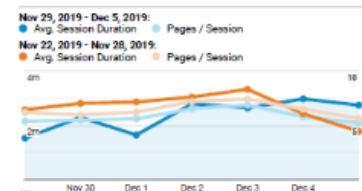


Pageviews

Nov 29, 2019 - Dec 5, 2019
31,233
 % of Total: 196.06% (31,233)

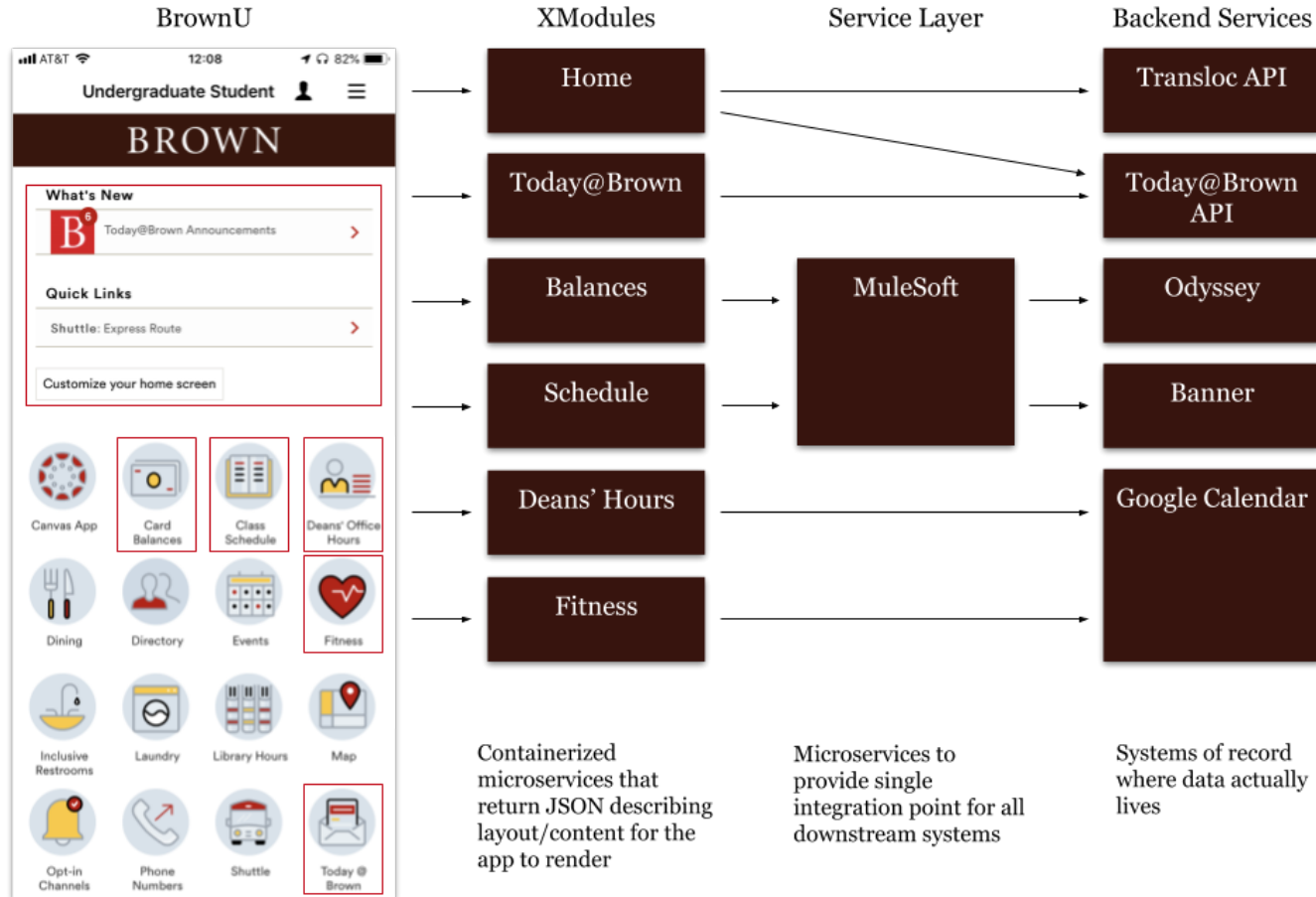
Nov 22, 2019 - Nov 28, 2019
30,918
 % of Total: 196.06% (30,918)

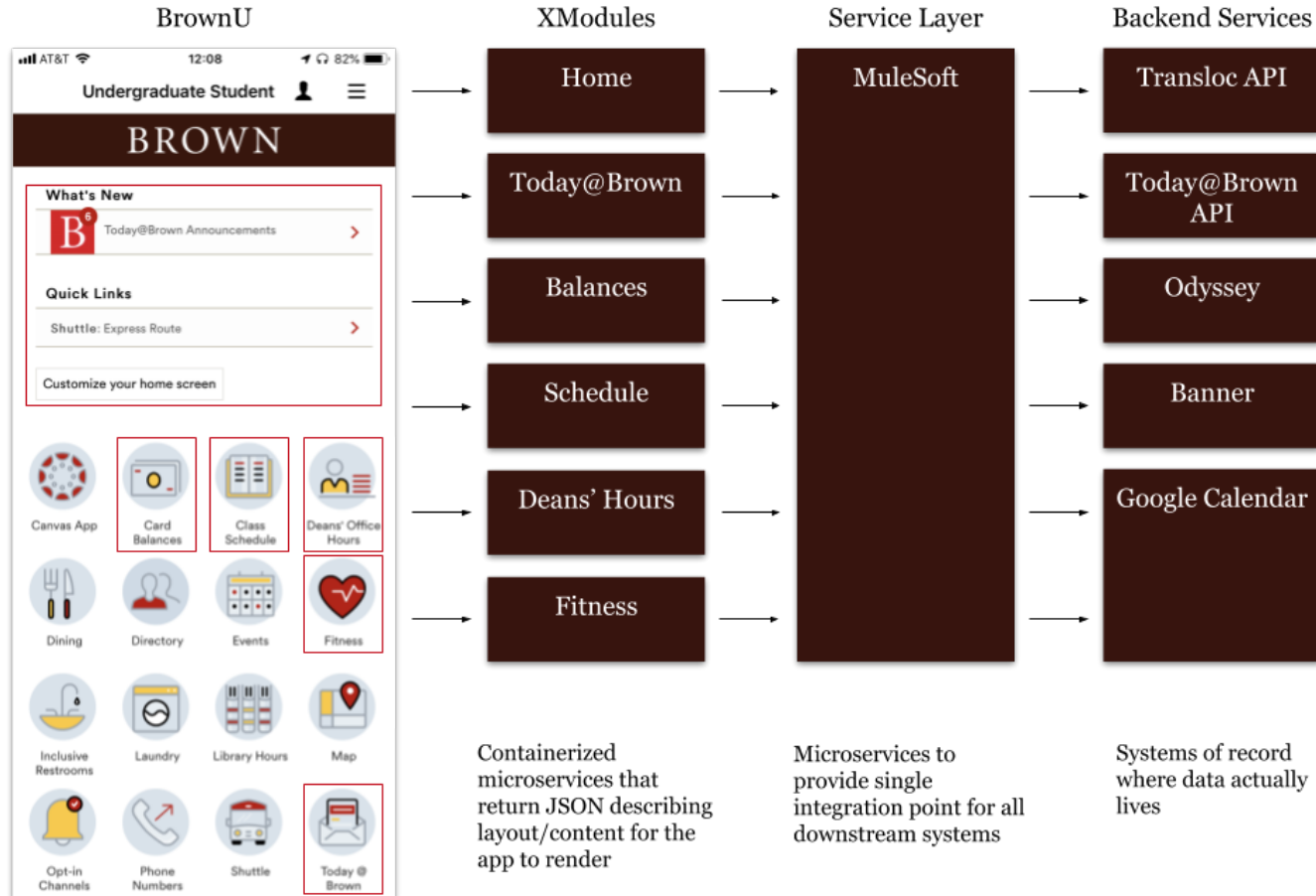
Avg. Session Duration and Pages / Session



Device Type

Device Type	Sessions
Kurogo Platform	
iOS	
Nov 29, 2019 - Dec 5, 2019	4,577
Nov 22, 2019 - Nov 28, 2019	4,010
% Change	14.14%
android	
Nov 29, 2019 - Dec 5, 2019	647
Nov 22, 2019 - Nov 28, 2019	689
% Change	-6.10%
computer	
Nov 29, 2019 - Dec 5, 2019	7
Nov 22, 2019 - Nov 28, 2019	2
% Change	250.00%
unknown	
Nov 29, 2019 - Dec 5, 2019	1
Nov 22, 2019 - Nov 28, 2019	1
% Change	0.00%

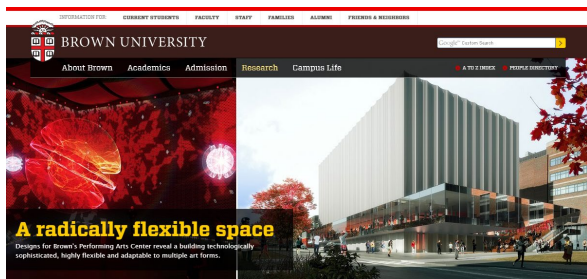




Improved and Integrated Web Channels

- Brown.edu
- Today@Brown
- Events@Brown
- BrownConnect
- Brunonia
- My.Brown.edu (formerly Student Hub)
- **Canvas**


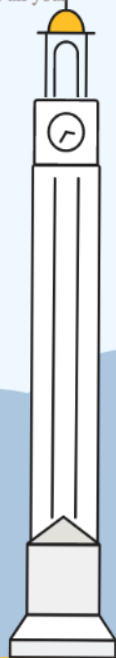
- APIs have been implemented to share content, identity, and subscription information
- A MicroService architecture is being overlaid to end one-to-one integrations
- Still preserving the 'Purpose' of the Channel
- ADA WAS 2.0 Compliance is improving



All of Brown. One click away.

My.Brown.edu is the go-to digital destination for all your
Brown-related resources and services.

LOGIN →





MyBrown

Wednesday, March 13, 2019

[Home](#)[My Courses](#)[My Degree](#)[Libraries](#)[Dining](#)[Clubs](#)[Coupons](#)[Jobs](#)[Events](#)[Today@Brown](#)

My Courses

Alerts

HIST 0252 - The American Civil War - 2:00pm

Wednesday, March 13, 2019

★ **ENGL 0100Q - Poetry Analysis Midterm Paper - Due at 5:00pm**

Wednesday, March 13, 2019

This Week

Wednesday, March 13, 2019

10:00am HIST 0300 - Intermediate Spanish
Smith-Buonanno Hall 101

2:00pm HIST 0252 - The American Civil War
Macmillan 117

5:00pm ENGL 0100Q - Poetry Analysis Midterm Paper

Spring 2019

ENGL 0100Q - How Poems See

Section S01, CRN 16044

TTh 8:30am-9:50am

Location TBD

Olakunle Georg

[olakunle_georg](#)**MATH 0060 - Analytics Geometry and**

Section S01, CRN 16044

TTh 1:30-1:50p

Location TBD

M. Gulian

[m_gulian@brown](#)**HISP 0300 - Intermediate Spanish**

Section S01, CRN 24806

MW 10-10:50a

Location TBD

Victoria Smith

[victoria_smith@brown](#)**HIST 0252 - The American Civil War**

Section S01, CRN 24643

MWF 2pm-2:50pm

Location TBD

Michael Voren

[michael_voren@brown](#)

MyBrown

Wednesday, March 13, 2019

[Home](#)[Human Resources](#)[Strategic Planning](#)

Alerts

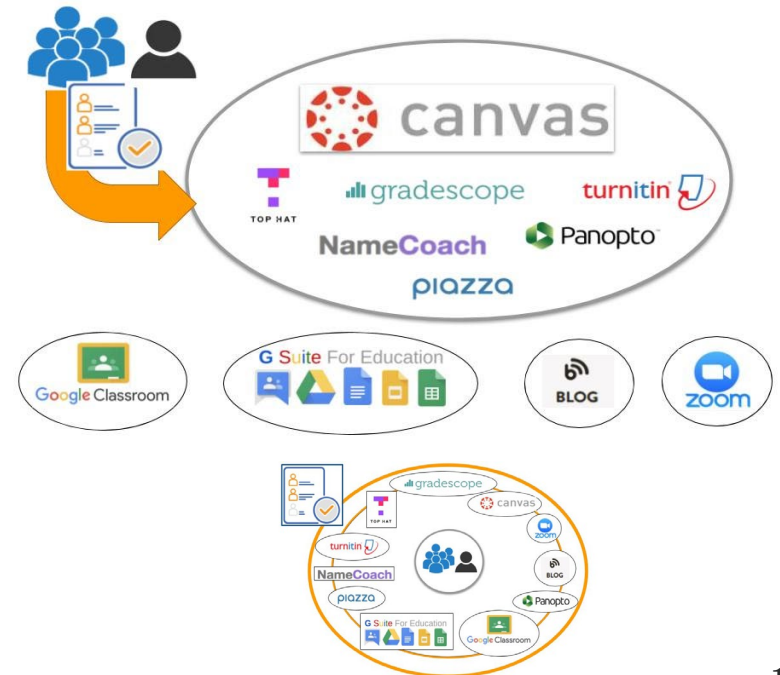
Annual Self Appraisals Due March 29th

Wednesday, March 13, 2019

B.U.S. Daylight Savings Schedule Begins Today

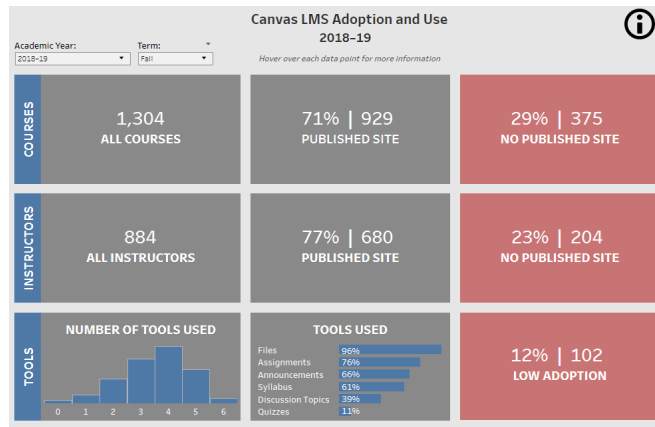
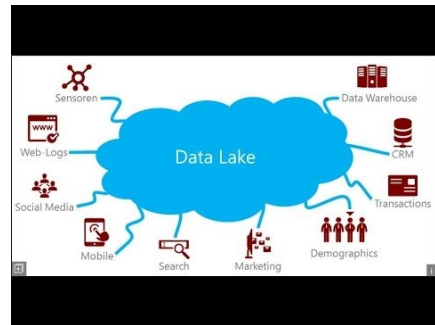
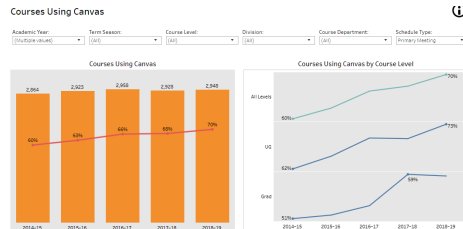
Digital Education - Learning and Design Team

- After merger and reorganization:
- Expand the use of digital engagement tools in the classroom
- Deliver data visualizations to measure long term effects of digital tool use on teaching and learning.
- Show trends in institutional growth.
- Provide insight to faculty related to digital tool engagement and student performance.
- Determine indicators of student disengagement



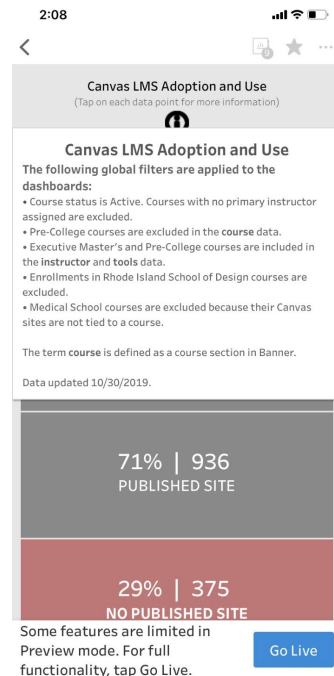
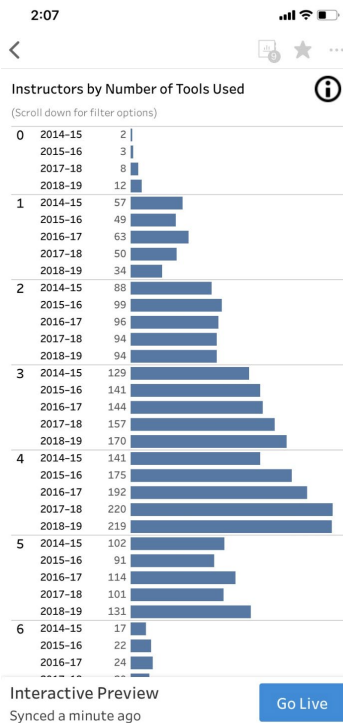
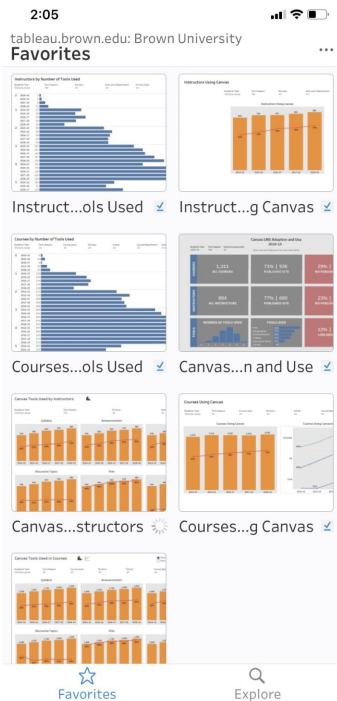
Project Status: *Architecture Drafted*

- Hybrid data lake architecture designed
- Existing on premise compute resources (Kubernetes/Docker cluster) for ingestion of data sources: **Banner**, **Library**, **Canvas**, **Panopto**, etc.
- Google cloud storage for data lake and BigQuery for curated data marts.
- Tableau delivery for dashboards.



Digital Education Dashboard

Project Status: *Mobility Enabled - Tableau*



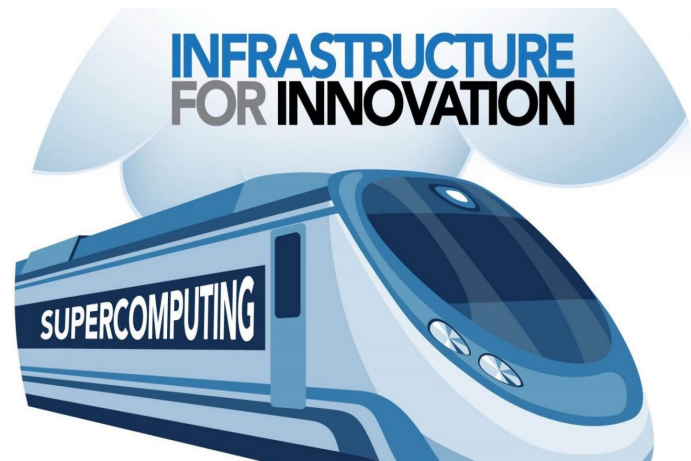
Continued Improvement - Banner Performance

- Unbundled key overhead from system
- Processed more transactions in the shortest amount of time ever
- Received “Shout Out” at Deans and Chairs from the Registrar



Research Computing - Improved Competitiveness

- JupyterHub in Google Cloud
 - Supports programming and coding without need for students to build environment on their desktop
- Added Singularity so that code is portable from one machine to another as long as container support is available
- Built out REDCap service for Stronghold that will pilot this summer/fall
 - Developed with the Center for Biomedical Informatics (BCBI)
- New CCV website was launched
- Rolled out Enterprise Globus for researchers



Research Computing - Major Upgrades

Current Status of Standard High Performance Compute (HPC) vs. Peers

Rank	Institution	Modern Core Count
1	Harvard	80,000
2	MIT	30,000
3	Princeton	29,400
4	UChicago	19,396
5	Yale	13,600
6	Duke	11,000
7	Brown End FY19	8,734
8	CalTech	5,728
9	Brown Start FY19	5,150*
10	Dartmouth	3,200

Current Status of Advanced GPU* HPC Compute vs. Peers

Rank	Institution	GPU Count
1	MIT	1,000
2	Harvard	552
3	UChicago	300-400
4	Princeton	320
5	CalTech	200
6	Yale	169
7	Duke	140
8	Dartmouth	120
9	Brown End FY19	92
10	Brown Start FY19	66

* GPU - Graphical Processing Unit technology is necessary for compute intensive programs for machine learning and artificial intelligence as well as high-end graphics and visualizations

Brown University is a Trailblazer

Salesforce Team joined CIS

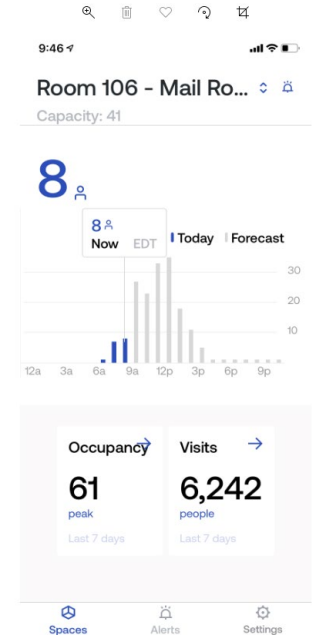
Who we support

- 10,800+ applications Pre-College
- 6,000 enrolled students in 14 programs across 8 weeks in summer
- 55 sports camps, 2,789 sports campers
- Executive master's programs - leads & prospective students



Network has Enabled Delivery of New Value

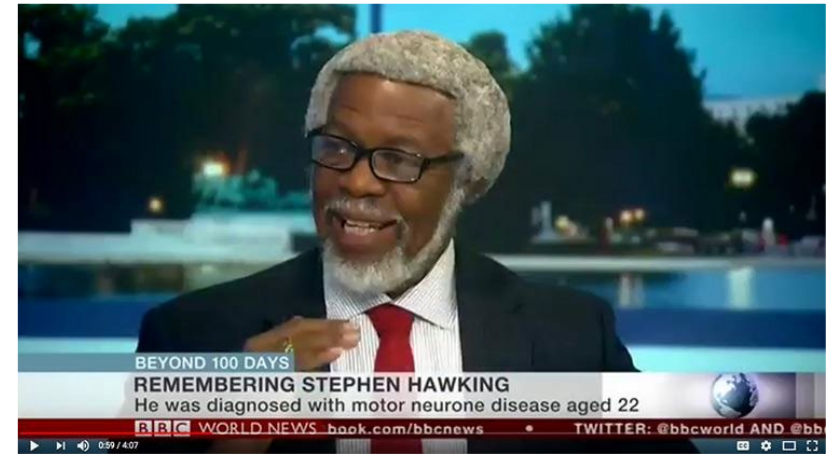
- Firewalling and logging have been upgraded
- Zero Trust systems are being implemented
 - App to app
- People sensors are providing new levels of information about traffic flows in the blue room and post office
- Legacy Phone system is 99% retired
- Brought 164 Angell Street (Shake Shack) fully online
- Implemented IPv6 with OSHEAN



Studio 225

Scope / Mission

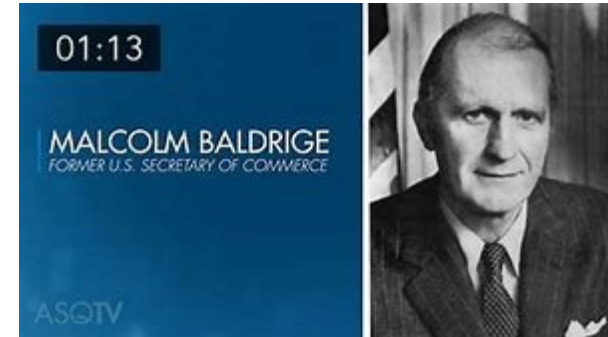
- ❑ Professional quality media with faster turnaround
- ❑ Innovative, impactful academic content and resources
- ❑ Promote the expertise of Brown faculty through national and global news media
- ❑ Video shoots against green screen or colored backdrops
- ❑ Multi-camera, live-edited video interviews or panels



- ❑ 15' x 30' black box studio
- ❑ Full acoustic treatment
- ❑ Professional lights
- ❑ Green screen and backdrops

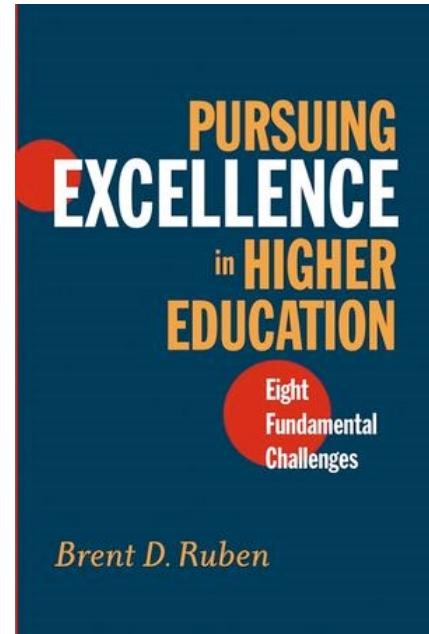
Baldrige Excellence in Higher Education

- ❖ Nationally recognized organizational assessment model, tailored for the Higher Education Industry, that:
 - Defines standards of excellence based on the mission and aspirations of an institution, its departments and their programs and services
 - Provides a strategy to highlight strengths and areas of improvement with a dual focus on approach and execution
 - Serves as a tool to inventory, organize, and integrate existing assessment, planning, improvement, and other change initiatives



Baldrige Training has started

- 35 Innovation Teams have been formed
- Baldrige Criteria for Service Excellence
 - Leadership
 - Purposes and Plans
 - Beneficiary and Constituency Relationships
 - Programs and Services
 - Staff and Workplace
 - Metrics, Assessment, and Analysis
 - Outcomes and Achievements



Baldrige Training has started

- Results so far
 - Over 900 suggestions to enhance strengths and mitigate weaknesses
 - 23 Prioritized major initiatives
 - 30 Service area innovation projects
 - Create a necessary function
 - Decrease transactional friction
 - Deliver faster turn-around
 - Increase user insight



CIS and the Baldrige Framework

Excellence in Higher Education (EHE)

Steps of Baldrige Excellence in Higher Education and how this framework is being applied at CIS for continuous improvement over journey as we strive for performance excellence.

About

Updates

Resources

Discussion & Forums

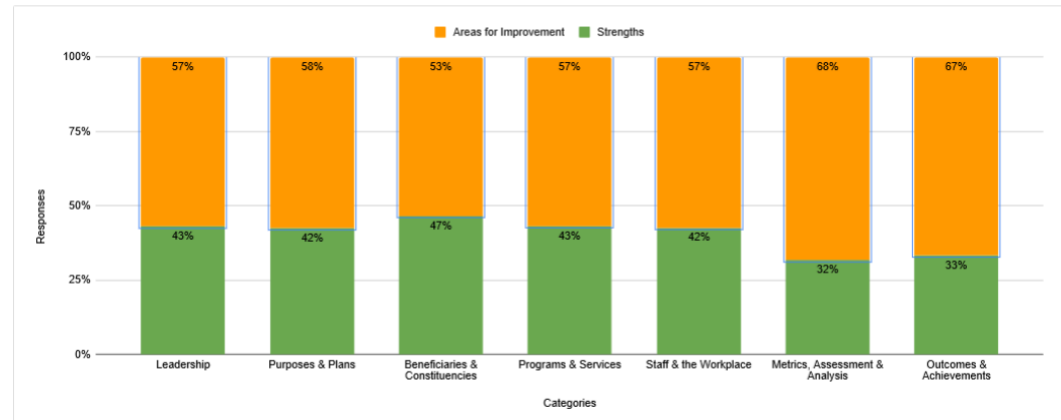
Goals

- ❖ Create a culture of innovation
- ❖ Expand the base of capable and committed leaders



Self-Assessment Detailed Responses

The Self-Assessment exercise yielded 936 responses across the 7 Baldrige categories as either strengths, or areas for improvement. If a response included both a strength and an area for improvement, then that response was recorded twice - once as a strength, and once as an area for improvement. For each category, the chart below presents the percentage breakdown of stated strengths or areas for improvement in relation to the total number of responses submitted.





CIS Project Portfolio Dashboard

SEND CORRESPONDENCE TO: cis-project-portfolio@brown.edu

 [Add a New Project](#)





Total Active Projects 73

REPORTS AND SHORTCUTS

-  [Report: Flagged for Discussion](#)
-  [Report: Star Projects](#)
-  [Report: DTP Projects](#)
-  [Report: Baldrige Projects](#)
-  [Report: Proposed by CIS Owner](#)
-  [Report: Parking Lot by CIS Owner](#)
-  [Report: Active by CIS Owner](#)
-  [Report: Complete & Withdrawn](#)
-  [Report: Past Due Report](#)
-  [Report: Status by CIS Owner](#)
-  [Report: Upcoming End Date](#)

-  [Report: Active Projects for Team Spadaro](#)
-  [Report: Active Projects for Team Wells](#)
-  [Report: Active Projects for Team Greene](#)
-  [Report: Active Projects for Team Dieterich](#)
-  [Report: Active Projects for Team Zabriskie](#)
-  [Report: Active Projects for Team Wolfe](#)
-  [Report: Active Projects for Team Styer](#)
-  [Report: Active Projects for Team Stey](#)
-  [Report: Active Projects for Team Lucks](#)

SHORTCUTS

-  [Link: Full Portfolio](#)
-  [Link: Terms and Definitions](#)
-  [Link: Project Summary Template](#)
-  [Link: Project Workflow](#)

ACTIVE PROJECTS BY DIRECTOR

Mark Dieterich
9

John Spadaro
5

Tim Wells
9

Geoff Greene
7

Paul Stey
1

Linnea Wolfe
17

Delphine Lucks
2

John Styer
17

Catherine Zabriskie
6

Multimedia Lab Mobile VR Cart



The Multimedia Labs



What We Do:

- Provide access and support for emerging and creative technology
- Open to Students, Staff, and Faculty
- Become a member at Brown.edu/go/MML

Findings



1. This was the first VR experience for most of those we engaged with

2. About 1/3rd of those we interacted with asked how they could get involved with VR at Brown

3. Students liked that the VR experience was social

Follow Us



Find out more about the project at:
brown.edu/go/MMLVRCART