

Brown University

Campus Sign Standards

January 2022

Roll Barresi & Associates

48 Dunster Street
Cambridge, Massachusetts 02138
t. 617-868-5430
www.rollbarresi.com

Table of Contents

Section 1: Exterior Signage	1:01-1:16
Section 2: Interior Signage	2:01-2:39
Section 3: Interior Signage Athletics	3:01-3:27
Section 4: Donor Recognition	4:01-4:11

Section 1

Exterior



Drawing	Title	Page
DR.00	Sign Type Index	1:1
ST.01	Exterior Standards - Color	1:2
ST.02	Exterior Standards - Typography	1:3
ST.03	Exterior Standards - Symbols	1:4
EX1.01	Building Identification - Type A	1:5
EX1.02	Building Identification - Type A	1:6
EX1.03	Building Identification - Type A	1:7
EX1.04	Building Identification - Type A	1:8
EX1.05	Building Identification - Type A	1:9
EX1.06	Building Identification - Type A	1:10
EX1.07	Building Identification - Type A	1:11
EX1.08	Building Identification - Type A	1:12
EX1.09	Building Identification - Type A	1:13
EX2.01	Address Identification - Type B	1:14
EX2.02	Address Identification - Type B	1:15
EX2.03	Address Identification - Type B	1:16



Exterior Standards - Color

Primary Colors:



Brown:
Pantone: 476C



White:
White

Secondary Colors:



Red:
Pantone: 2347C



Black:
Pantone: Process Black



Dark Gray:
Pantone: Cool Gray 11C



Light Gray:
Pantone: Cool Gray 3C

Materials:



Brown:
3M: 7725-19



White:
3M: 7725-10



Red:
3M TBD



Black:
3M: 7725-12



Dark Gray:
3M: 7725-41



Light Gray:
Gerber: 220-121



Bronze:
Light Oxidized Finish
Horizontal Grain



Exterior Standards - Typography

Description:

Typography is a major part of the identity of Brown University, its use and selection is limited to Minion Pro, and Gotham Narrow.

Minion is the primary typeface for all exterior signage, however for contemporary buildings using a building address in addition to the building identification sign, Gotham may be used with approval from the project manager, University Architect or the Office of University Communications.

Typography:

ABCDEFGHIJKLMNOPQRSTUVWXYZ

abcdefghijklmnopqrstuvwxyz

1234567890!@#\$%^&*()

Minion Pro - Book

ABCDEFGHIJKLMNOPQRSTUVWXYZ**abcdefghijklmnopqrstuvwxyz****1234567890!@#\$%^&*()**

Gotham Narrow - Bold



Exterior Standards- Symbols

Identity:

The Brown Identity should be in partnership with the Brown Visual Identity Policy. For exterior signage only the one color logo, illustrated below, shall be used. Signage should never use the full color logo as its use is reserved for official communication and documents.

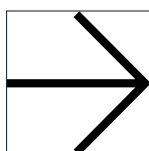
Symbols:

Symbols developed for the Brown University Sign Standards shall be rendered as shown. Alternate symbols, arrows, and or icons should not be used for exterior signage.


Identity:



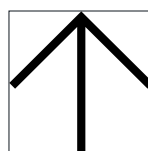
Arrows:



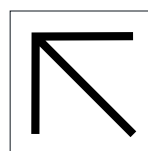
Right



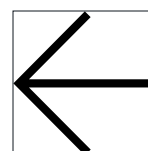
Up-Right



Up



Up-Left



Left

Symbols & Iconography:



Accessibilty Icon



Building Identification - Type A

Description:

Porcelain enamel sign band used to identify individual buildings, and address. Conditions vary, either building mounted or freestanding depending on location. Additional directory bands may be added to identify schools, institutes and departments or direct to accessible entries.

Typography:

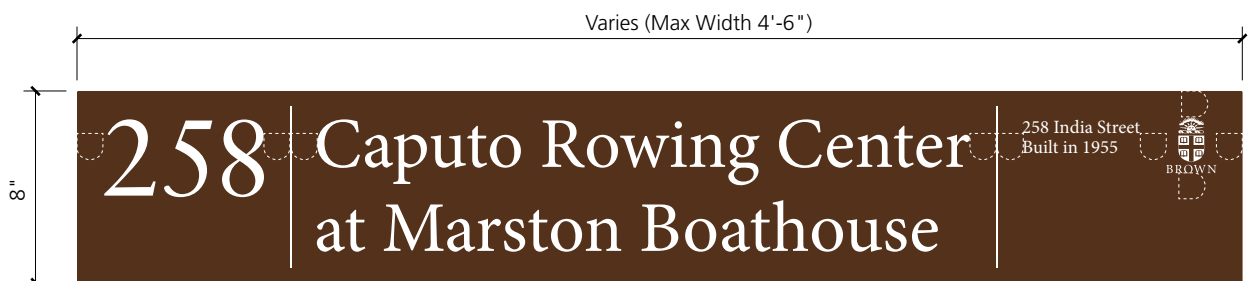
Minion Pro - Regular +0em

Materials:

Posts: 1" x 2" Alum Posts
Support Bar: Fabricated Alum.
Cabinet

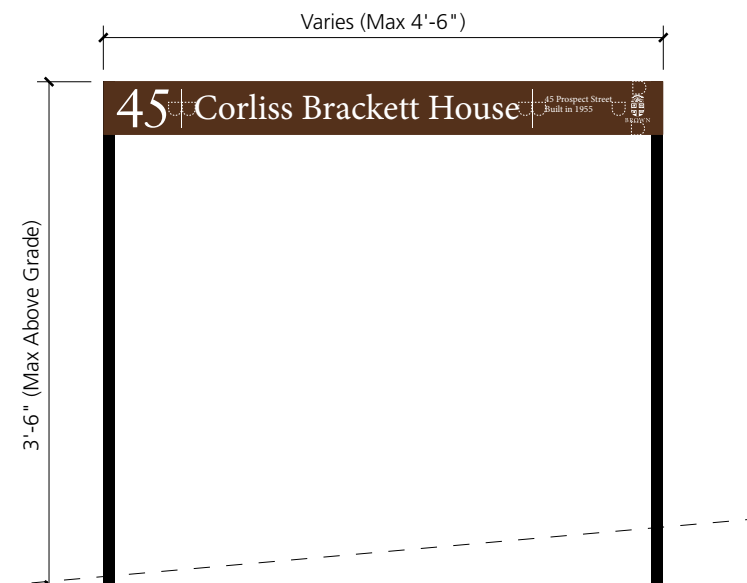
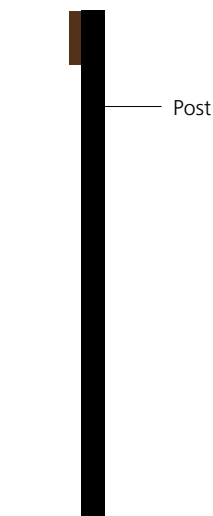
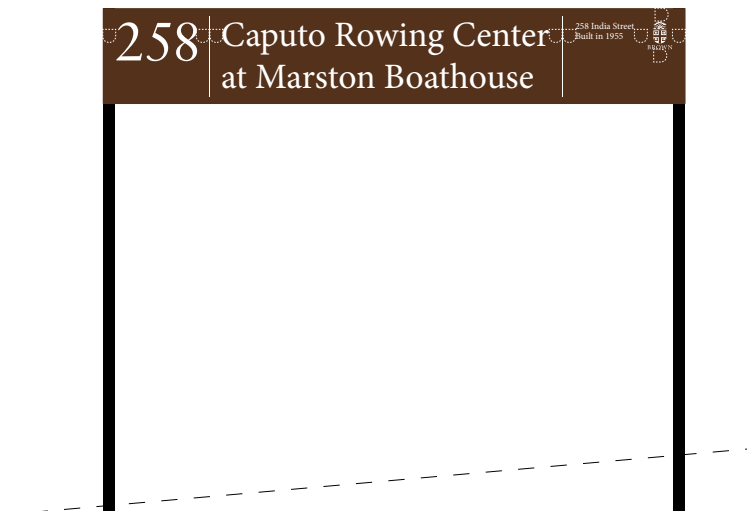
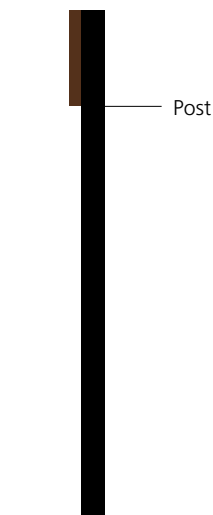
Finishes and Colors:

Band: Brown
Text rules and Logo: White
Posts and Support Bar: Black
Directory Support: Black
Directory Bars: White
Directory Bar Copy: Black



Elevation

Scale: 1 1/2" = 1' - 0"

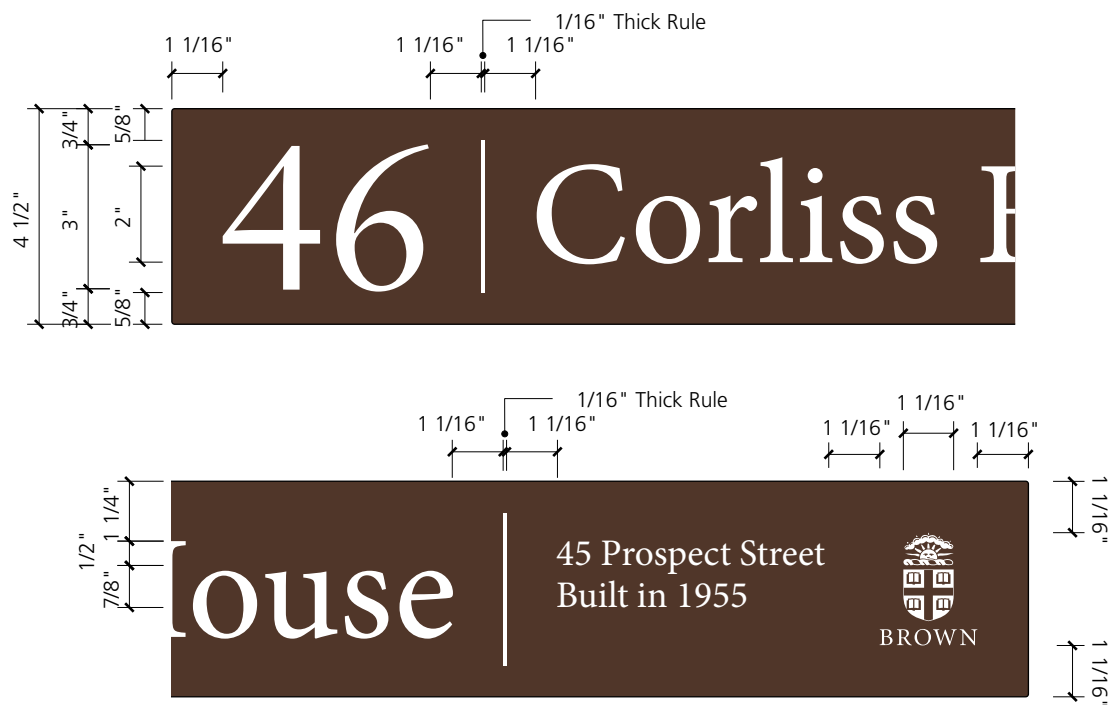


Elevation
Scale: 3/4" = 1' - 0"



Description:

Layout grid for 4 1/2" sign band.



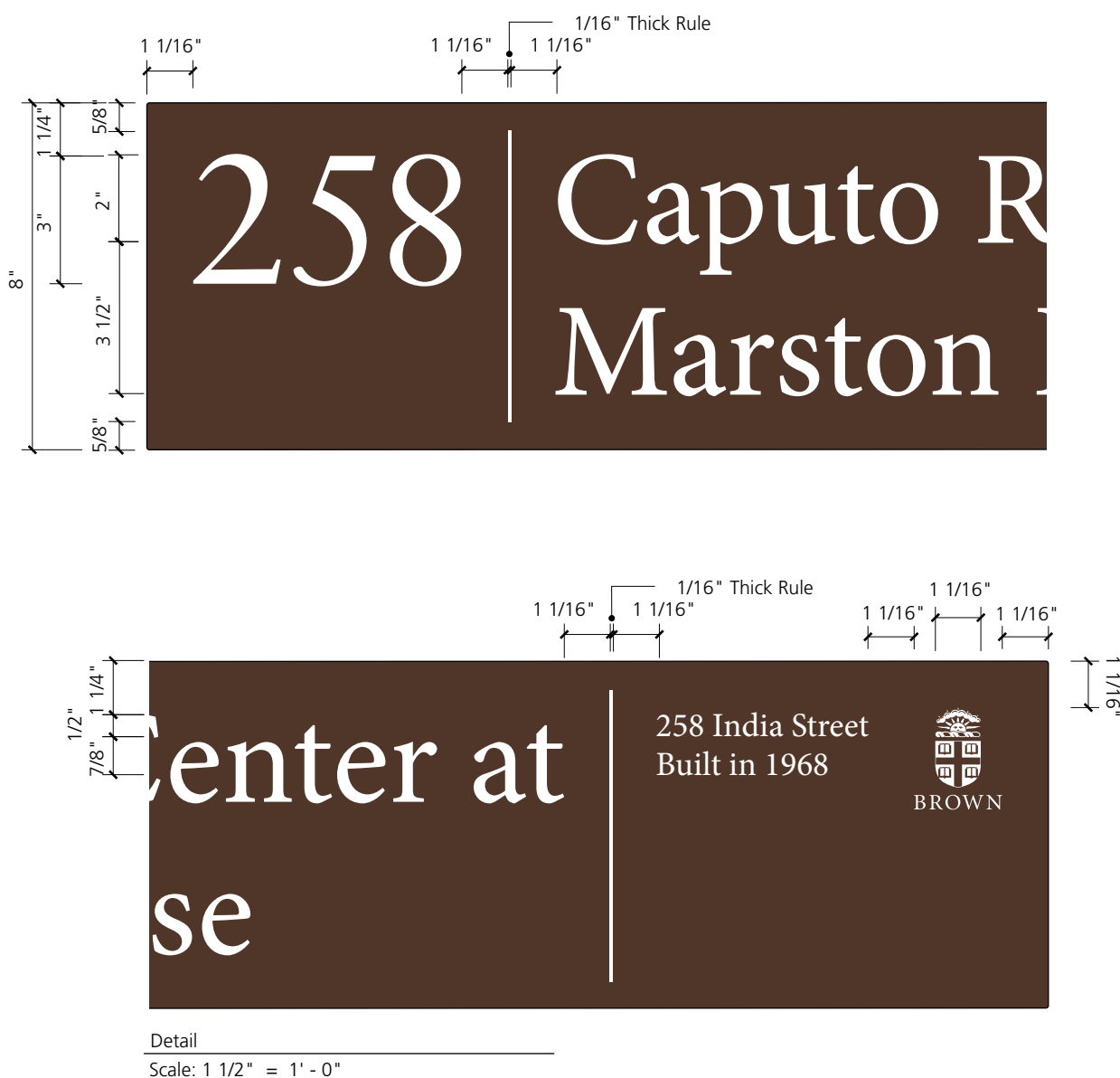
Detail

Scale: 3" = 1' - 0"



Description:

Detail 8" Sign Band





Building Identification - Type A


Description:

Where required, secondary identity bands may be implemented. These bands are limited to schools, institutes and departments, and positioned in that order. These panels are a fixed width and come in two heights depending on the information needed.

There shall be a maximum of 3 secondary bands allowed at any location. Accessibility directional

bands may take a fourth position if needed, to provide this critical information to the users of the building.

Bands are mechanically attached to the sign above with a breakformed aluminum bracket.



Detail

Scale: 3" = 1' - 0"

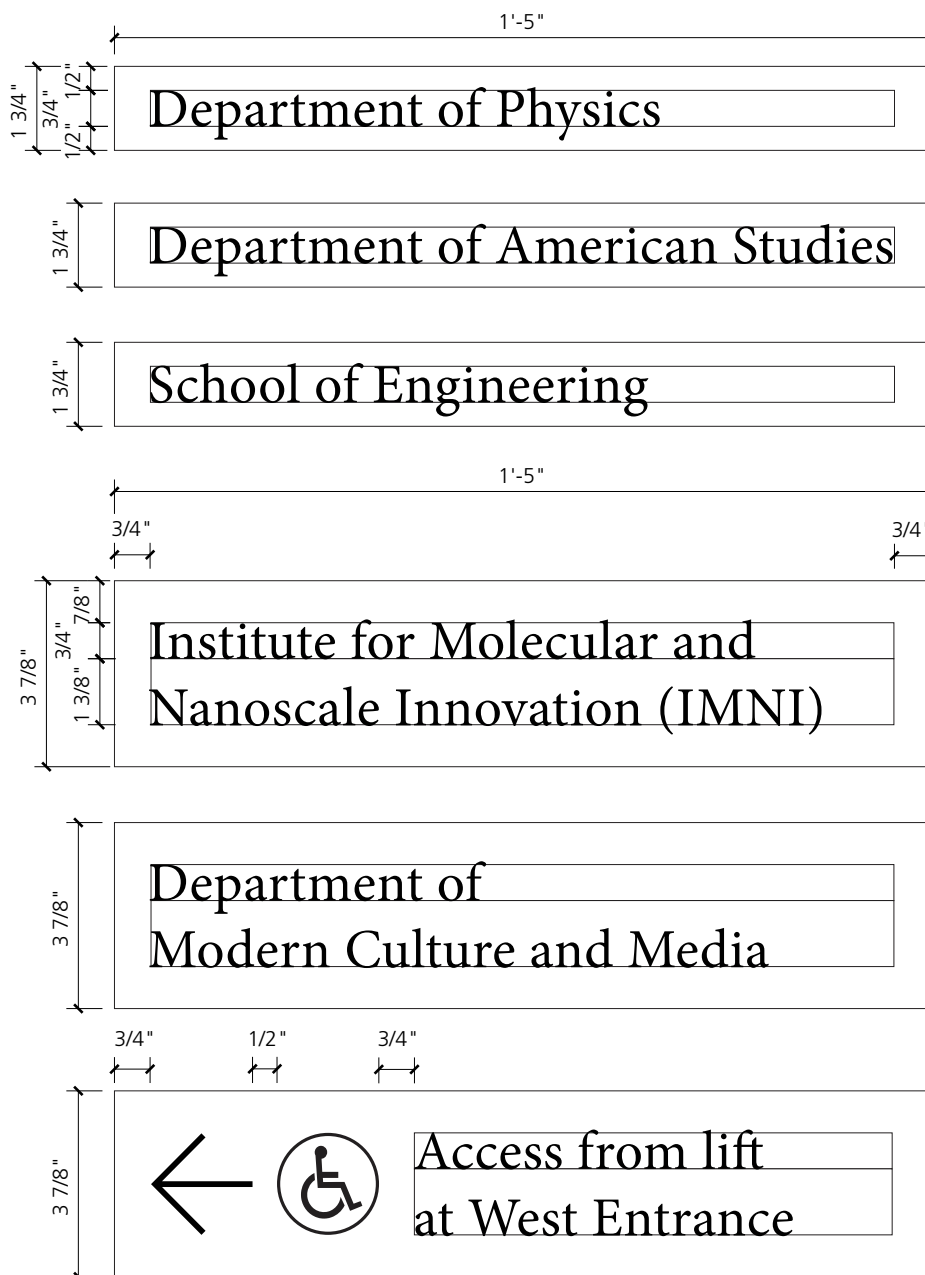


Building Identification - Type A

Description:

Secondary Identity panel layout grid. position if necessary to convey this critical message.

As previously noted these panels are limited to 3 per building, and shall be positioned in the order and priority of schools, institutes and departments. Accessibility information may take a fourth



Detail

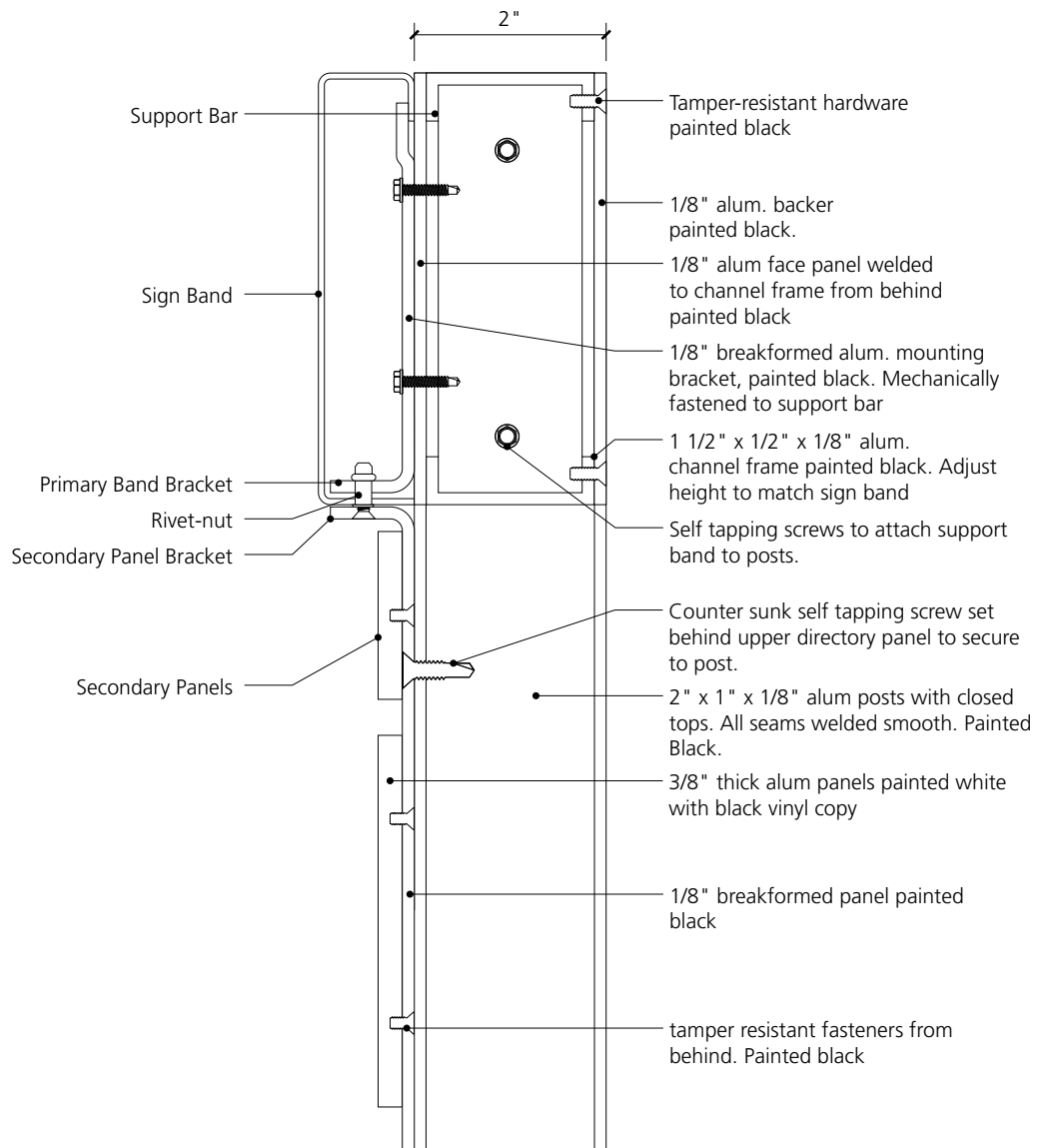
Scale: 3" = 1' - 0"



Building Identification - Type A

Description:

Assembly for freestanding building identification.



Detail

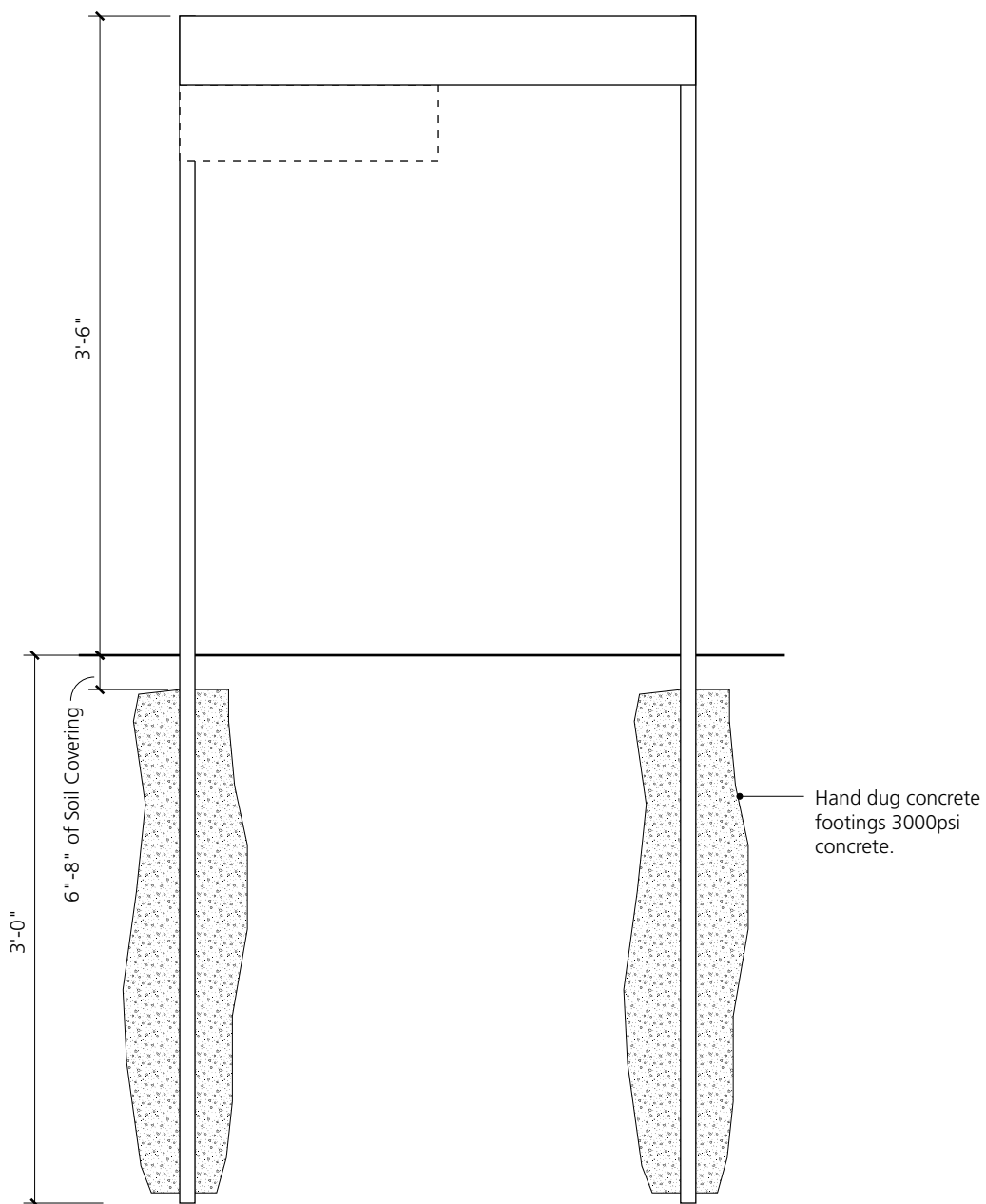
Scale: 6" = 1' - 0"



Building Identification - Type A

Description:

Footings for freestanding building identification.



Detail

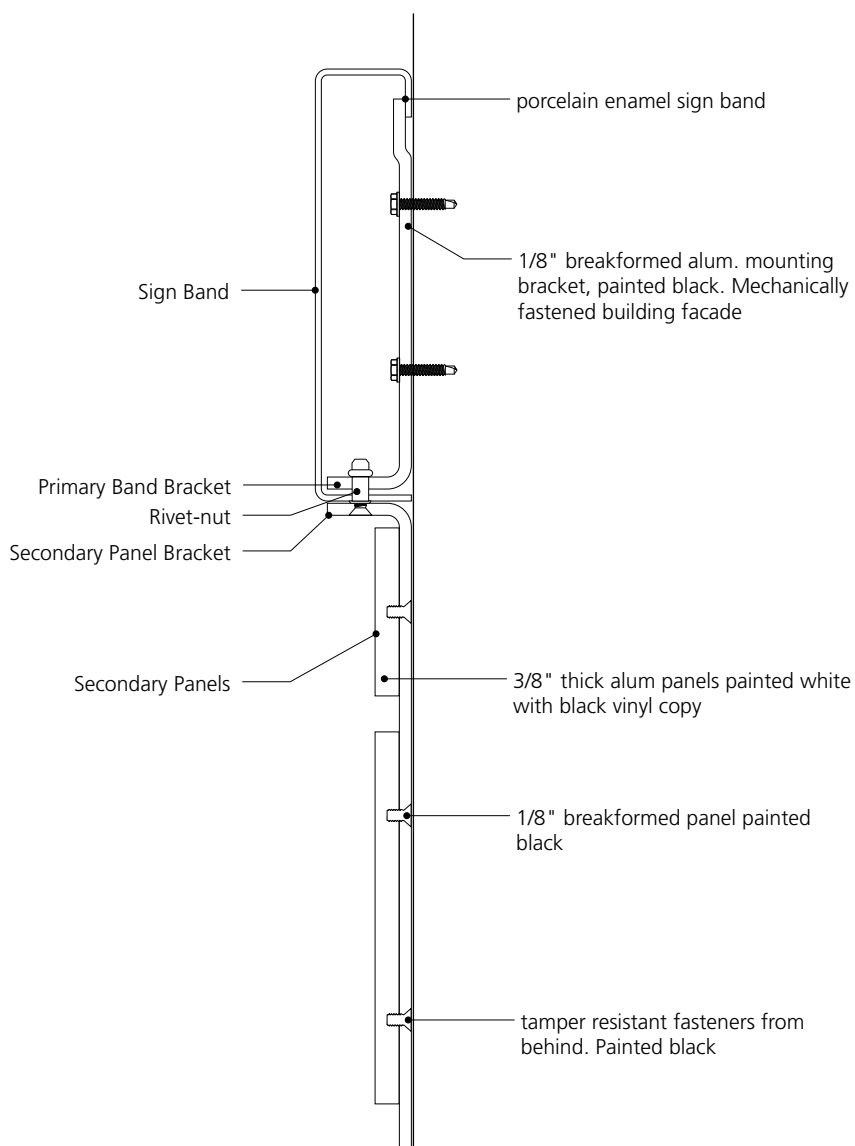
Scale: 1 1/2" = 1' - 0"



Building Identification - Type A

Description:

Assembly detail for wall mounted building identification.



Detail

Scale: 6" = 1' - 0"



Address Identification - Type B

Description:

Applied address for building entrances, either applied vinyl, painted or flat cut lettering. Color, and material should coordinate with building detail. Font selection should coordinate with building styles, using Gotham Narrow for contemporary buildings and Minion Pro for more classic architecture. Building addresses

should be scaled to the building, with a minimum size of 3" and a maximum size of 6".

Flat cut numbers should be blind stud mounted to building facade where possible, door applications may use facing countersunk wood screws, in identical material.

Typography:

Minion Pro - Regular +30em
Gotham Narrow - Bold +20em

Materials:

Die-cut vinyl: White for glass cond.
Flat Cut Bronze
Flat Cut Alum: Painted
Flat Cut Stainless Steel: Fine Grain

164

Detail: Minion Address Number

Scale: NTS

164

Detail: Gotham Narrow Address Number

Scale: NTS



Description:

Example renderings of address applications



Vinyl on glass





Address Identification - Type B

Description:

Example renderings of address applications



Brass or Bronze



Painted Letters (Alum. or Stencil)

Section 2

Interior



Drawing	Title	Page
DR.00	Sign Type Index	2:1
ST.01i	Interior Standards - Color	2:2
ST.02i	Interior Standards - Typography	2:3
ST.03i	Interior Standards - Symbols	2:4
ST.100	Room ID	2:5-2:7
ST.101	Office ID	2:8-2:9
ST.102	Restroom ID	2:10-2:13
ST.103	Stair ID	2:14-2:15
ST.104	Level ID	2:16-2:17
ST.105	Stair Egress ID	2:18-2:19
ST.106	Exit ID	2:20-2:21
ST.107	Exam ID	2:22-2:23
ST.109	Specialty Room ID	2:24-2:25
ST.110	Residential Room ID	2:26-2:27
ST.111	Door Jamb ID	2:28
ST.112	Elevator Egress	2:29-2:30
ST.113	Residential Egress	2:31-2:32
ST.114	Occupancy ID	2:33
ST.120T	Building Directory - Tabloid	2:34
ST.120L	Building Directory - Letter	2:35
ST.120G	Building Directory - Large Format	2:36
ST.121	Building Directional	2:37-2:38
ST.122	Building Directional - Vinyl	2:39



Interior Standards - Color

Primary Colors:



Brown:
Pantone: 476C



White:
White

Secondary Colors:



Red:
Pantone: 2347C



Black:
Pantone: Process Black



Dark Gray:
Pantone: Cool Gray 11C



Light Gray:
Pantone: Cool Gray 3C



Red:
Pantone: 2347C

General Note:

Colors represented in the interior sign program are a base line. Colors should be selected to fit with the color palette of the building to blend as much as possible with the environment. Careful selection of color is critical for room signage to feel holistic with the building interiors. Likewise critical will be the verification of color contrast to current ADA standards for contrast ratio.

Description:

Typography is a major part of the identity of Brown University, its use and selection is for interior signage is Gotham Narrow, in partnership with the University's Visual Identity Policy.

Gotham Narrow Book

ABCDEFGHIJKLM
 NOPQRSTUVWXYZ
 abcdefghijklmnopqrstuvwxyz
 0123456789

Gotham Narrow Medium

ABCDEFGHIJKLMN
 OPQRSTUVWXYZ
 abcdefghijklmnopqrstuvwxyz
 0123456789

QR Codes for Signage

Description:

Brown University Facilities Management (FM) has integrated quick response (QR) code labels at each room on the Brown University campus. The QR code labels enable FM customers to rapidly submit service requests for locations inside buildings using the Planon integrated workplace management system mobile application. The labels expedite FM

response times through the automatic assignment of accurate locations to service requests. All interior room signage to integrate approved QR code labels as indicated throughout this document. Vendor to coordinate with FM Project Manager to obtain QR codes.

QR Practices:

Use a minimum margin of 4 blocks, and good contrast between the background and the QR Code color. A minimum of 50% contrast is required with the Brown standards and the QR Code should have a dark color with a lighter background color as some readers can not read reversed colors. QR contrast shall be tested and verified by the sign manufacturer prior to final production.




Interior Standards - Symbols & General Notes

Description:

Symbols shown here are the base kit of parts. Additional symbols may be required for your project. Design teams shall present any new symbol to the University Architect for approval and additional new symbols should fit into this family.

As part of the University's on going support of gender inclusivity, non gendered restrooms shall be identified as "restroom" and use the icon below. Only gendered restrooms as required should use the gender specific icons.




Restroom



Gendered Restrooms



Accessible




Stair



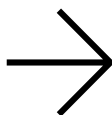
Bio-hazard



Radiology



Shower



Right Arrow



Up-Right Arrow



Up Arrow



Up-Left Arrow



Left Arrow

General Notes

1. All signage to conform to all Federal, State and Local codes.
2. Prior to installation, locations of all signs to be verified in field by Architect and Contractor.
3. Room Sign Locations
 - a. Sign to be mounted to latch side of door. If sign cannot be mounted to latch side of door, mount in similar location to nearest adjacent wall.
 - b. Sign to be mounted 9" from edge of door to center of sign.
 - c. Double door condition with two active leafs, sign to be mounted to right side of doors.
 - d. Double door with one inactive leaf, sign to be mounted on inactive leaf.
4. Glass Backer

Use vinyl backer for all plaques mounted to glass; apply white vinyl backer to first surface of glass to mask mounting tape.
5. Sign Finishes
 - a. All interior finishes to be eggshell unless otherwise noted.
 - b. All hardware to have finish to match adjacent surfaces.

**Description**

1/4" thick painted phenolic photopolymer sign plaque with raised text and Grade II Braille. Plaque adhered to 1/16" painted backer. Printed decal QR code, background to match plaque applied to face

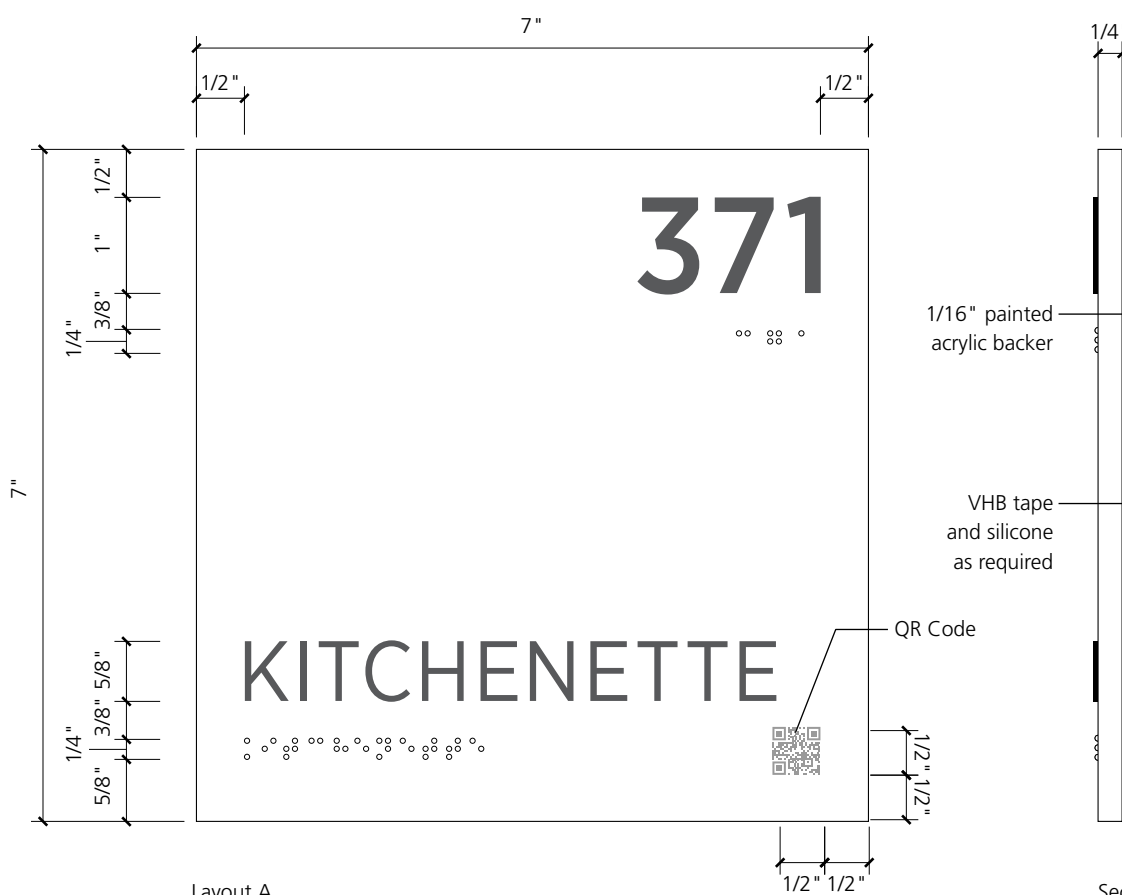
Mount to wall with VHB tape and silicone as required;
For glass condition provide first surface matte white vinyl glass backer

Typography

Gotham Narrow Book
Gotham Narrow Medium

Color

Plaque: White (or alt.)
Tactile text: Dark Gray ((or alt.)
Braille: White (or alt.)
Backer: White (or alt.)
QR Code: Dark Gray (or alt.)



Layout A

Scale: Half Size


Section

Scale: Half Size



Layout B

Scale: Half Size



Elevation Location

Scale: 1/2" = 1' - 0"



Office ID

Description

Paper insert holder, with non-glare acrylic lens, painted acrylic shim and backer panel, and painted phenolic photopolymer panel with raised text and Grade II Braille. Anodized aluminum JRS wall holder part no. 90 adhered to shim. Printed decal QR code, background to match plaque applied to face

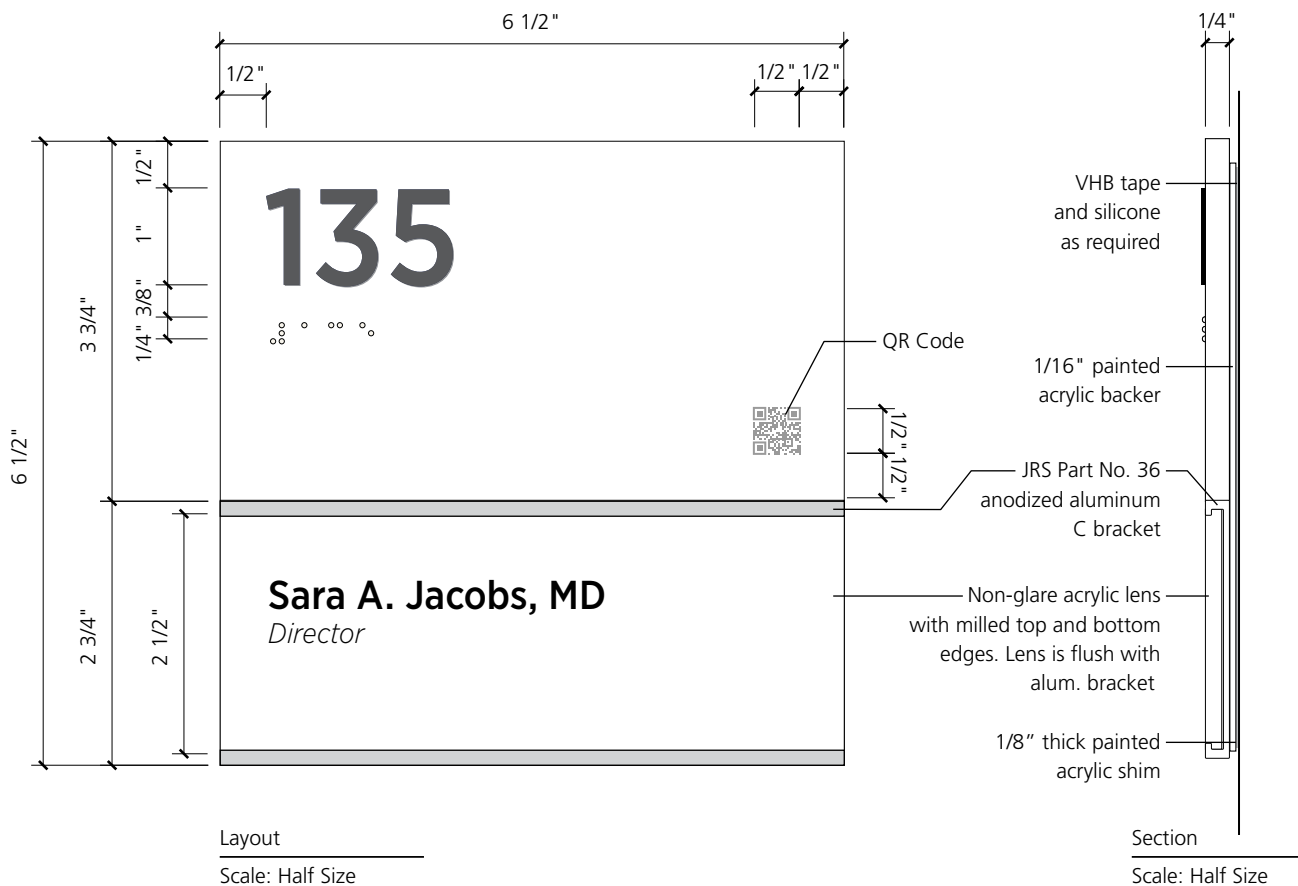
Mount to wall with VHB tape and silicone as required;
For glass condition provide first surface matte white vinyl glass backer


Typography

Gotham Narrow Medium
Gotham Narrow Light Italic

Color

Face Plate: White (or alt.)
Tactile text: Dark Gray (or alt.)
Braille: White (or alt.)
Shims: White (or alt.)
Backer: White (or alt.)
QR Code: Dark Gray (or alt.)





Elevation Location

Scale: 1/2" = 1' - 0"



Restroom ID

Description

1/4" thick painted phenolic photopolymer sign plaques with raised text, symbol and Grade II Braille. Plaques adhered to 1/16" painted backer. Non directional 1/4" x 1/8" brushed Stainless Steel square bar stock divider between plaques. Printed decal QR code, background to match plaque applied to face

Mount to wall with VHB tape and silicone as required;
For glass condition provide first surface matte white vinyl glass backer

Typography

Gotham Narrow Book

Color

Plaque: White (or alt.)

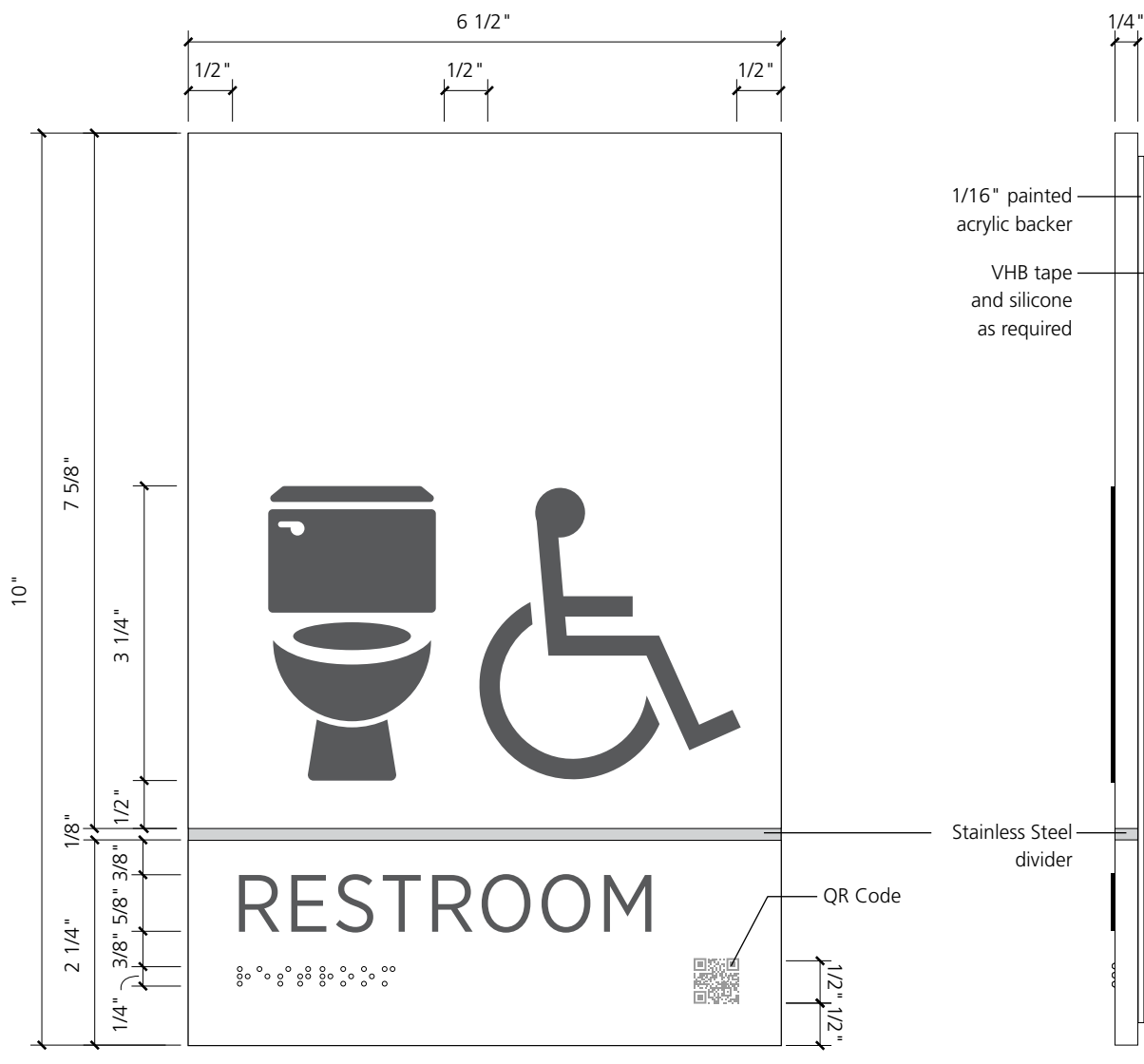
Tactile text: Dark Gray (or alt.)

Tactile symbol: Dark Gray (or alt.)

Braille: White (or alt.)

Backer: White (or alt.)

QR Code: Dark Gray (or alt.) Minimum 50% contrast.



Layout - Typical Single User Restroom

Scale: Half Size

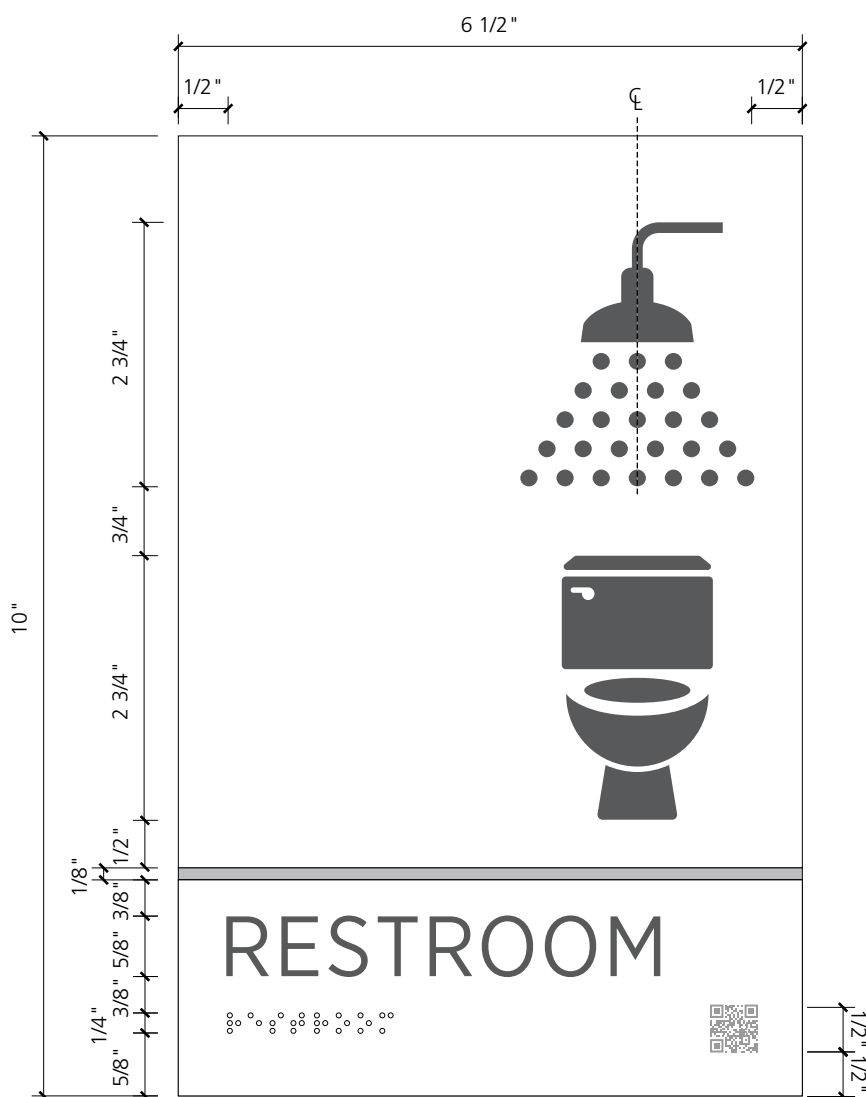
Section

Scale: Half Size



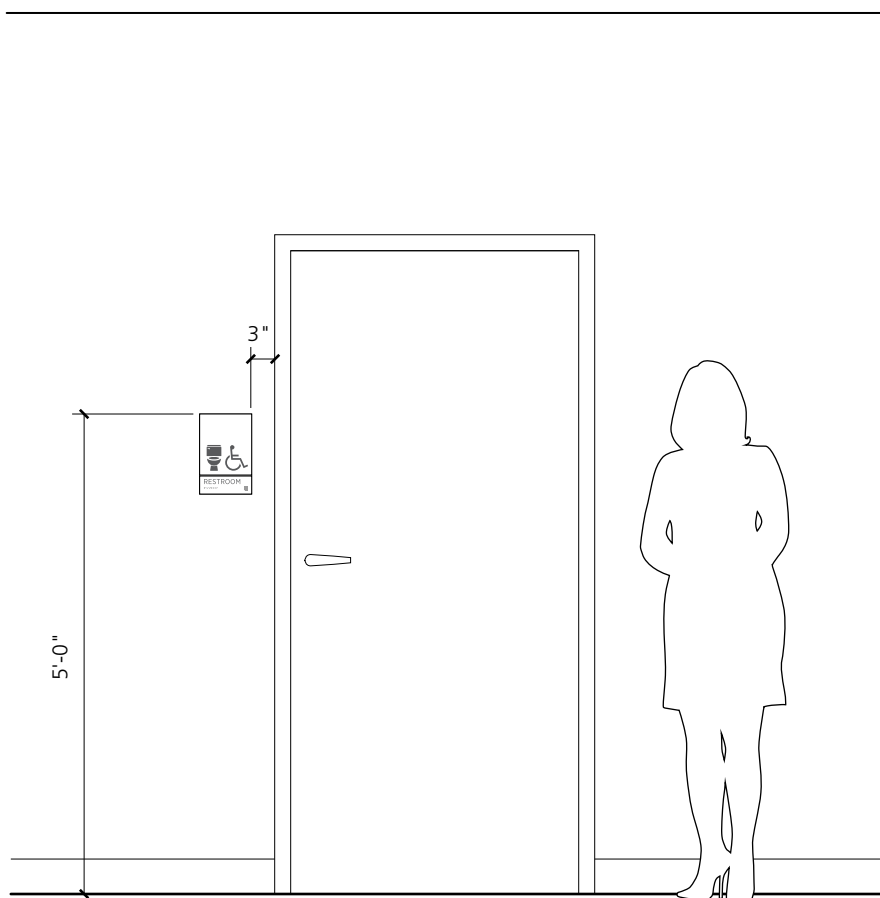
Layout - Accessible Restroom with Shower

Scale: Half Size



Layout - Non-Accessible Restroom with Shower

Scale: Half Size



Elevation Location

Scale: 1/2" = 1' - 0"

Stair ID

Description

1/4" thick painted phenolic photopolymer sign plaques with raised text, symbol and Grade II Braille. Plaques adhered to 1/16" painted backer. Non directional 1/4" x 1/8" brushed Stainless Steel square bar stock divider between plaques. Printed decal QR code, background to match plaque applied to face

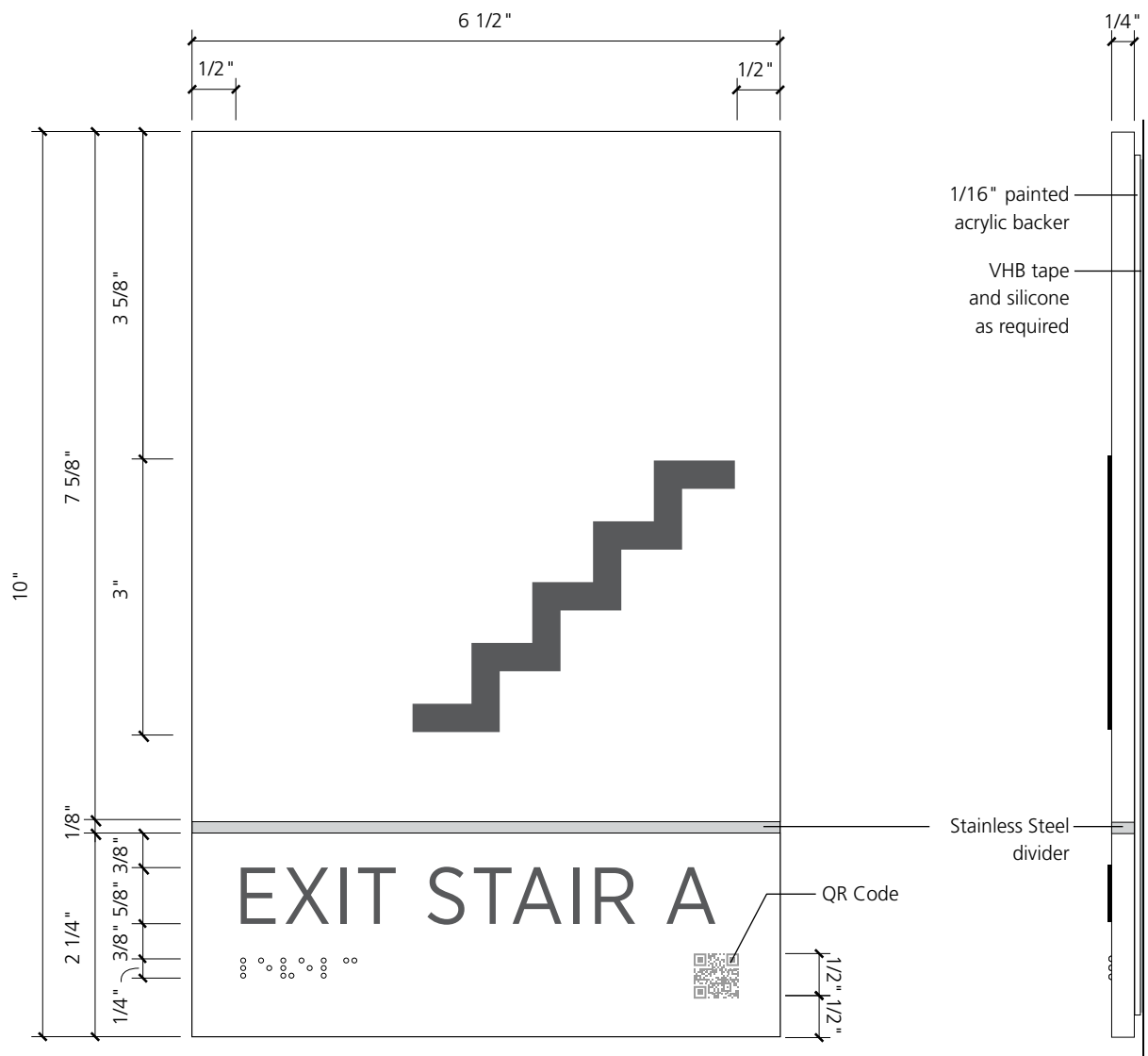
Mount to wall with VHB tape and silicone as required;
For glass condition provide first surface matte white vinyl
glass backer

Typography

Gotham Narrow Book

Color

Plaque: White (or alt.)
Tactile text: Dark Gray (or alt.)
Tactile symbol: Dark Gray (or alt.)
Braille: White (or alt.)
Backer: White (or alt.)
QR Code: Darak Gray (or alt.)

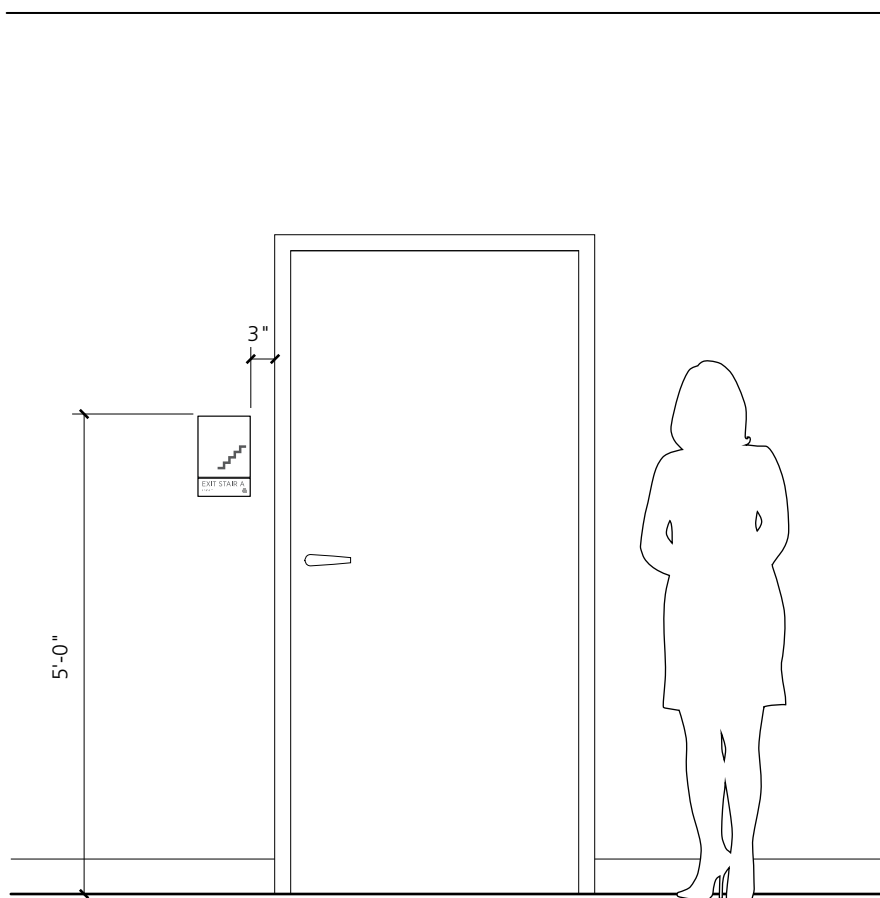


Layout

Scale: Half Size

Section

Scale: Half Size



Elevation Location - Outside Stairwell

Scale: 1/2" = 1' - 0"



Level ID

Description

1/4" thick painted phenolic photopolymer sign plaques with raised text and Grade II Braille. Plaques adhered to 1/16" painted backer. Non directional 1/4" x 1/8" brushed Stainless Steel square bar stock divider between plaques. Printed decal QR code, background to match plaque applied to face

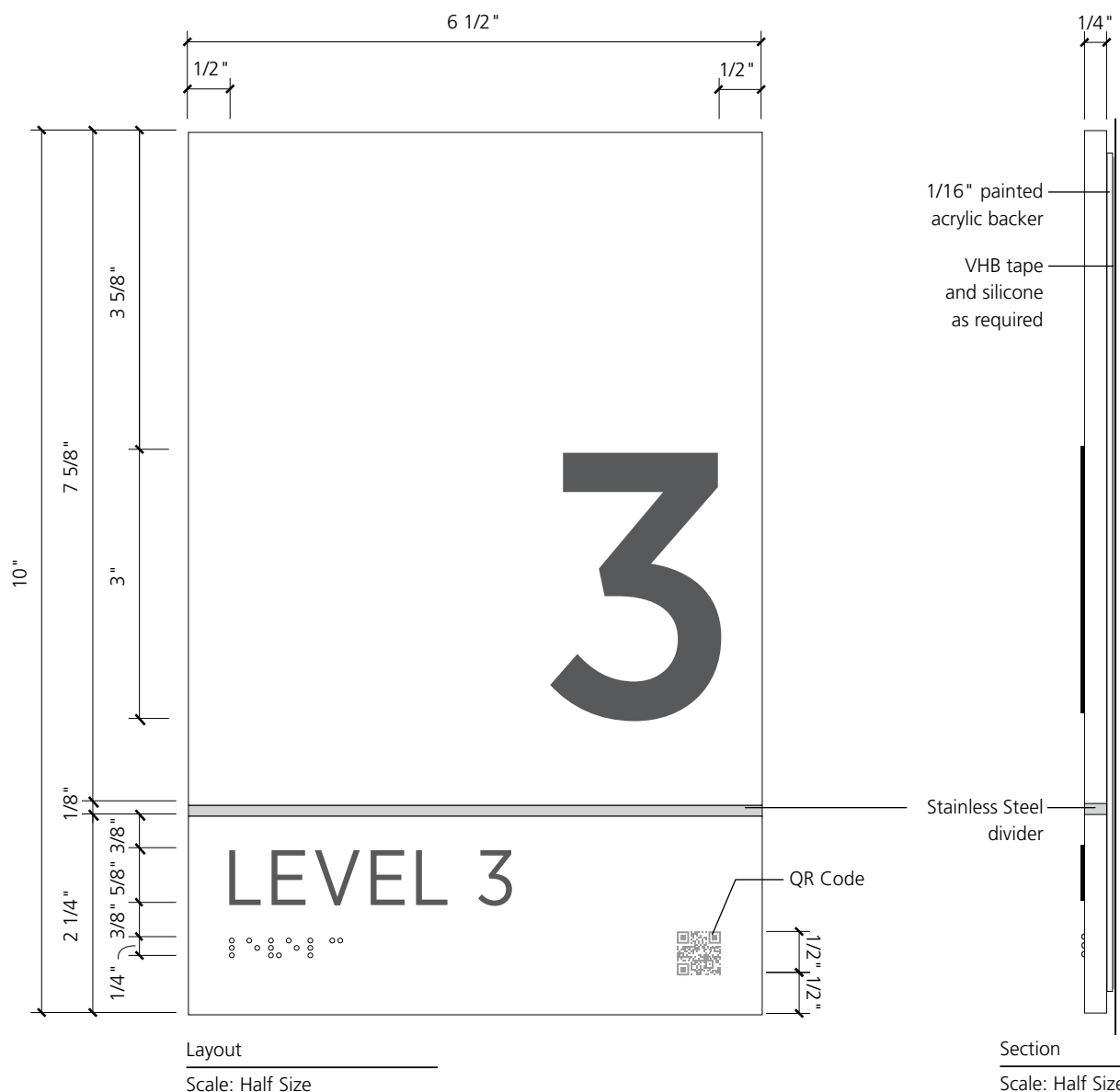
Mount to wall with VHB tape and silicone as required;
For glass condition provide first surface matte white vinyl glass backer

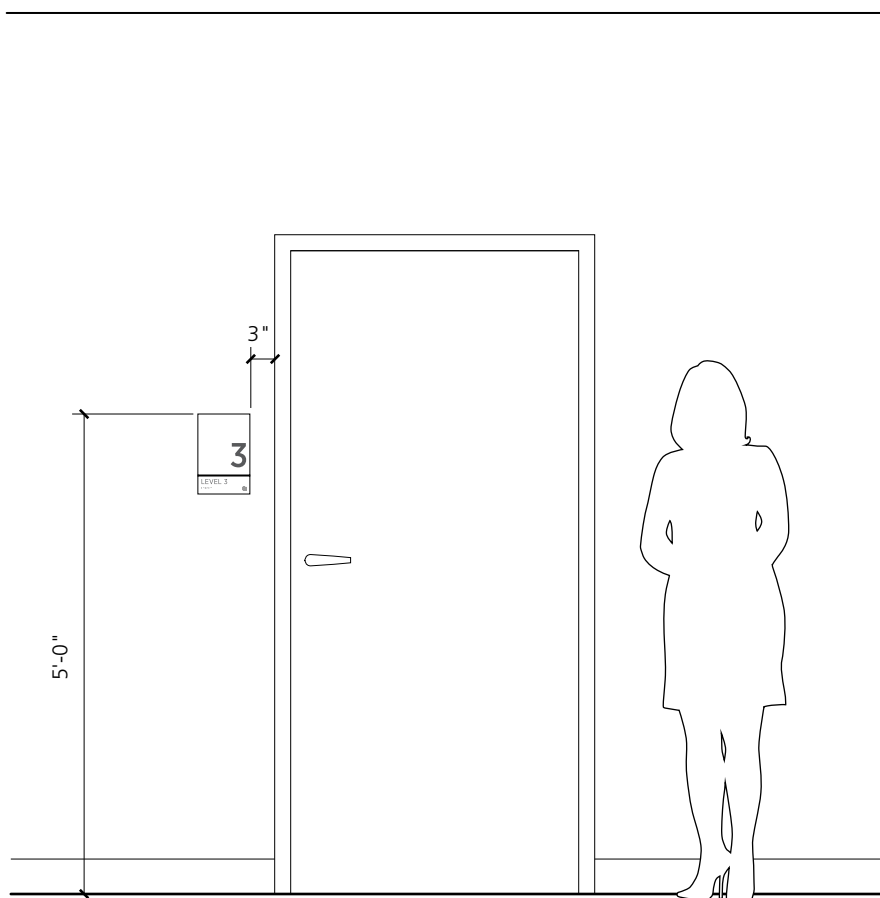
Typography

Gotham Narrow Book
Gotham Narrow Medium

Color

Plaque: White (or alt.)
Tactile text: Dark Gray (or alt.)
Tactile symbol: Blue
Braille: White (or alt.)
Backer: White (or alt.)
QR Code: Dark Gray (or alt.)





Elevation Location - Inside Stairwell

Scale: 1/2" = 1' - 0"



Stair Egress ID

Description

1/4" thick painted acrylic sign plaque with digitally printed text. Plaque adhered to 1/16" painted backer.

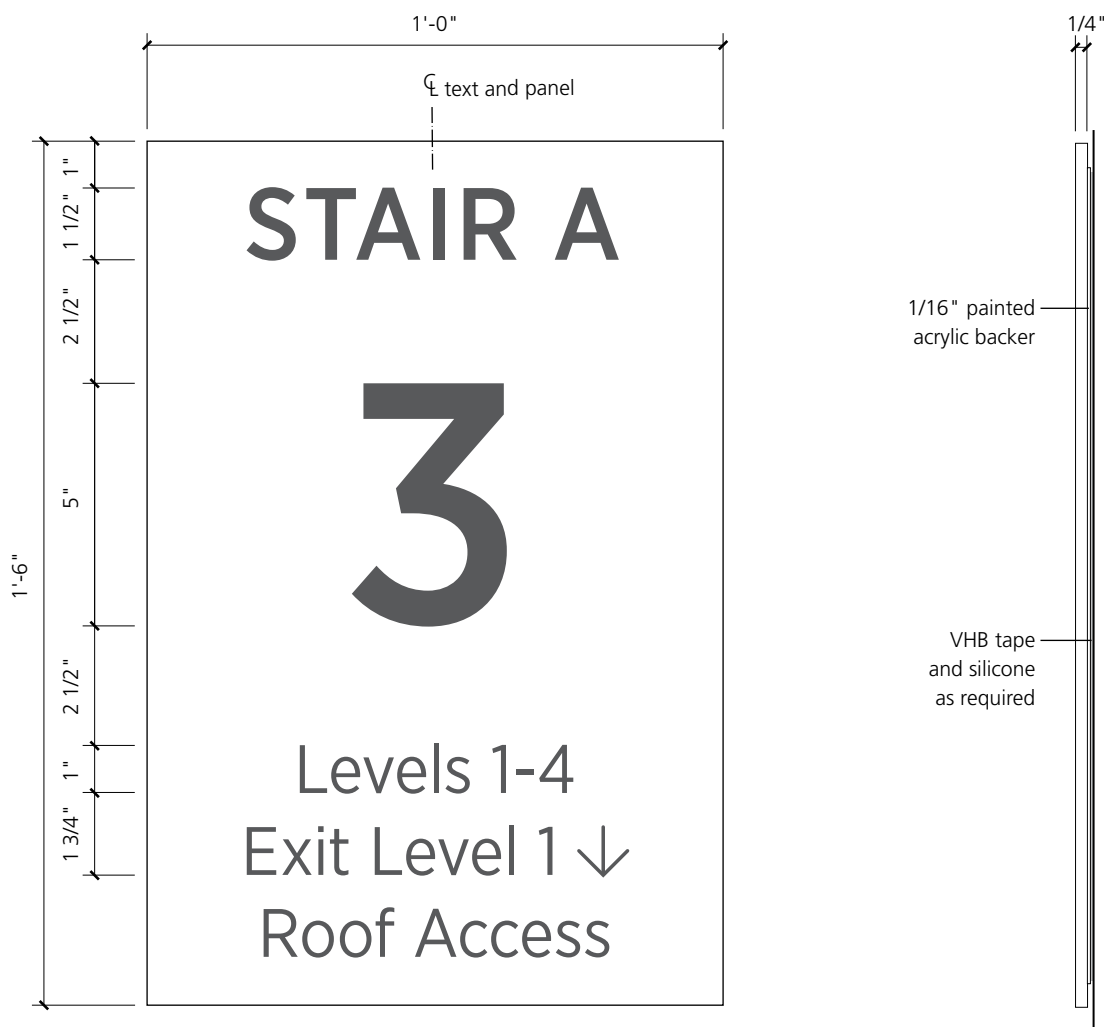
Mount to wall with VHB tape and silicone as required;
For glass condition provide first surface matte white vinyl glass backer

Typography

Gotham Narrow Book
Gotham Narrow Medium

Color

Plaque: White (or alt.)
Digitally Printed Text: Dark Gray (or alt.)
Backer: White (or alt.)

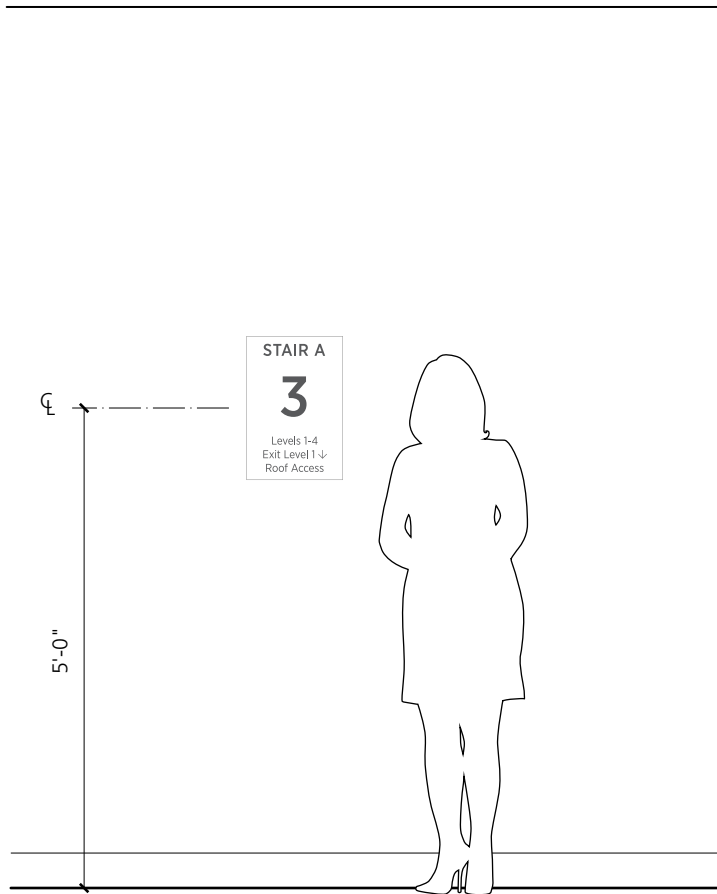


Layout

Scale: 3"=1'-0"

Section

Scale: 3"=1'-0"



Elevation Location - Inside Stairwell

Scale: 1/2" = 1' - 0"



Exit ID

Description

1/4" thick painted phenolic photopolymer sign plaque with raised text and Grade II Braille. Plaque adhered to 1/16" painted backer.

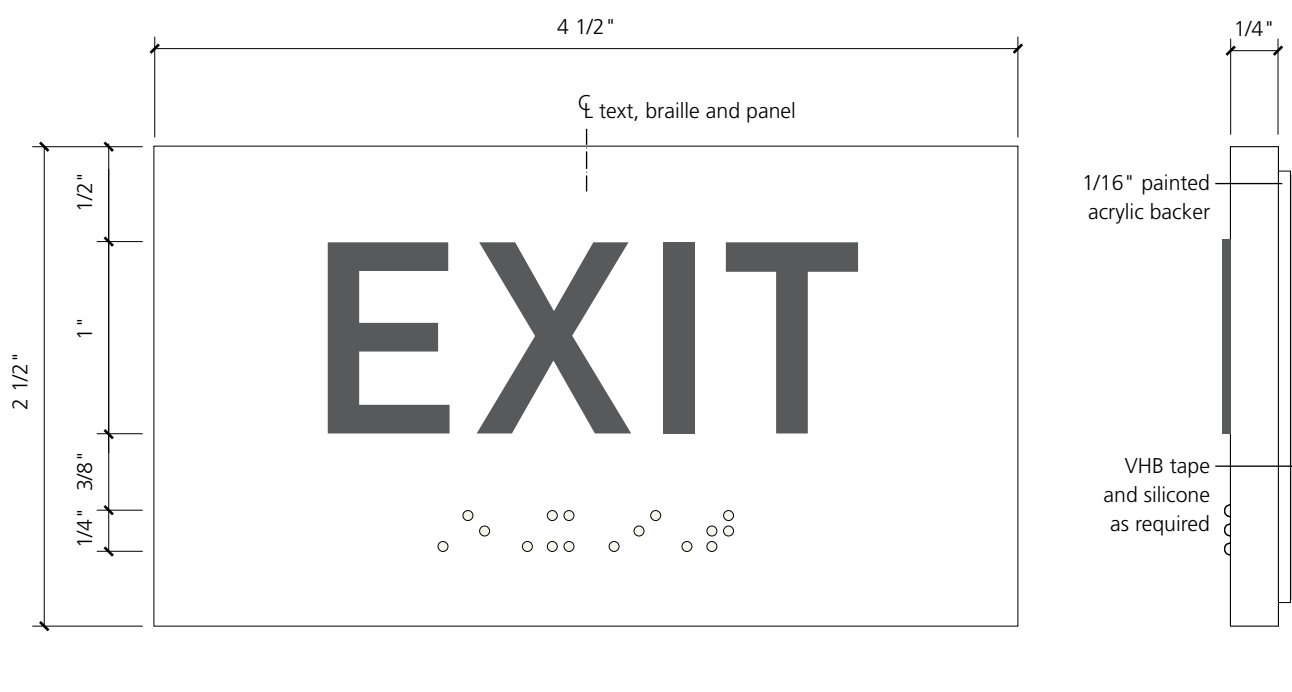
Mount to wall with VHB tape and silicone as required;
For glass condition provide first surface matte white vinyl glass backer

Typography

Gotham Narrow Medium

Color

Plaque: White (or alt.)
Tactile text: Dark Gray (or alt.)
Braille: White (or alt.)
Backer: White (or alt.)



Layout

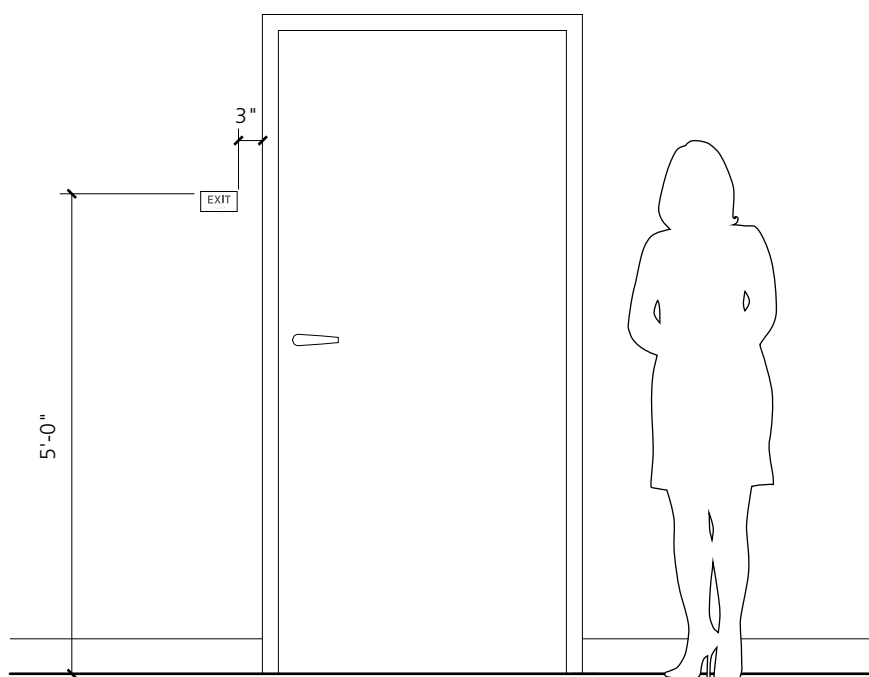
Scale: Full Size

Section

Scale: Full Size



Exit ID



Elevation Location

Scale: 1/2" = 1' - 0"



Exam ID

Description

Top Sign Face - 1/4" thick painted phenolic photopolymer sign plaque with raised text.
 Bottom Sign Face - 1/4" thick painted phenolic photopolymer sign plaque with raised text and Grade II Braille.
 Printed decal QR code, background to match plaque applied to face. Plaques adhered to 1/16" painted backer.
 Brushed aluminum slider reading Vacant/In Use with aluminum edges, and slider bar.


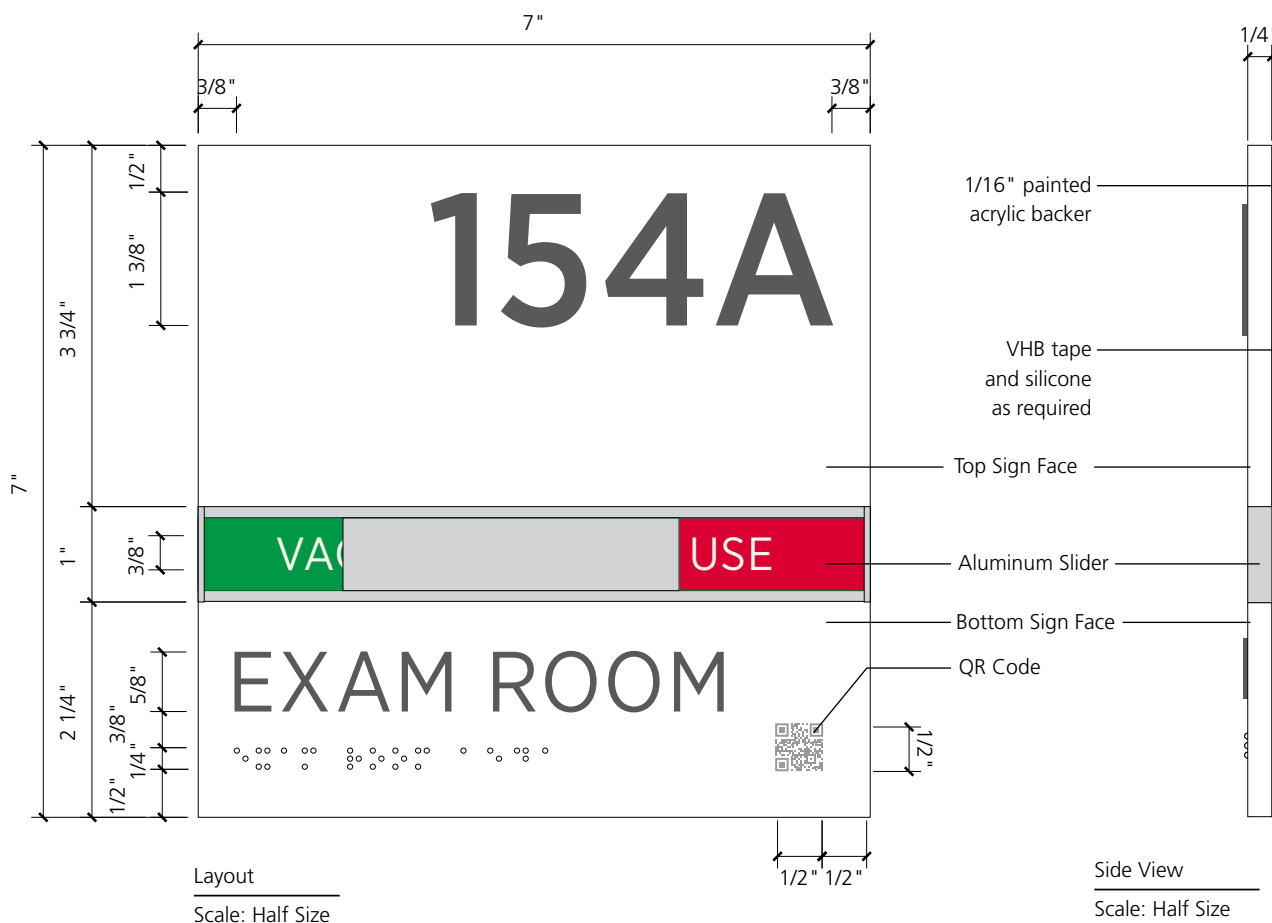
Mount to wall with VHB tape and silicone as required;
 For glass condition provide first surface matte white vinyl glass backer

Typography

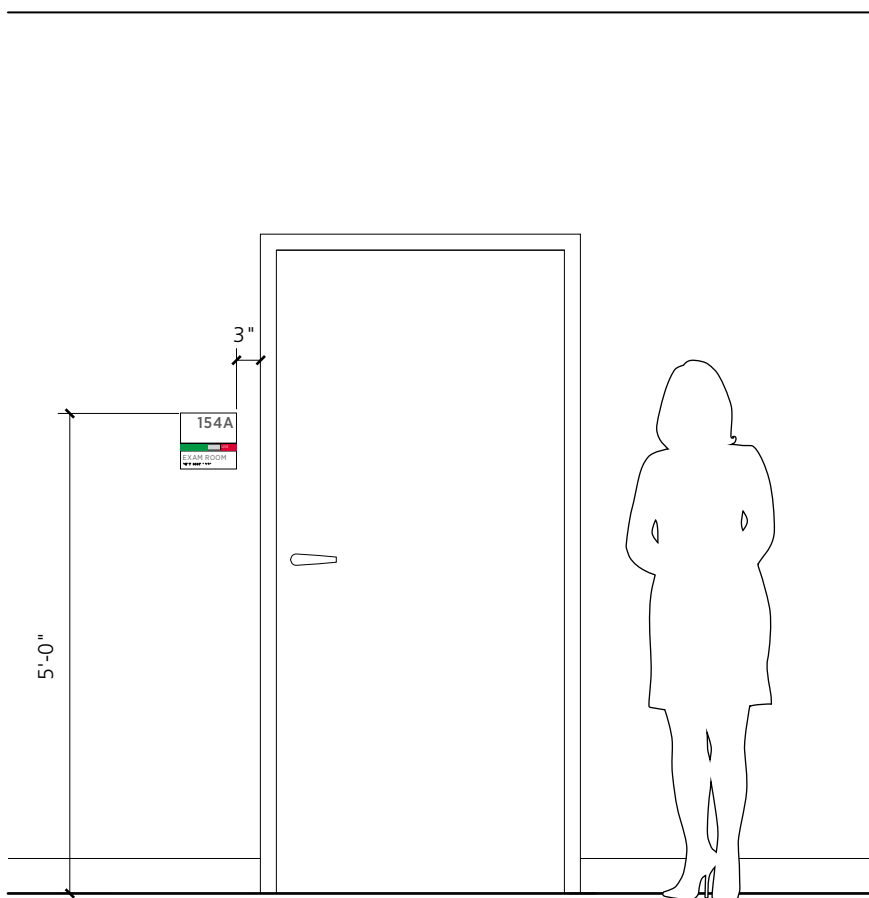
Gotham Narrow Book
 Gotham Narrow Medium

Color

Sign Faces: White (or alt.)
 Tactile text: Dark Gray (or alt.)
 Slider: Green/Red with White Text
 Braille: White (or alt.)
 Backer: White (or alt.)
 QR Code: Dark Gray (or alt.)

**Detail**

Scale: Half Size



Elevation Location

Scale: 1/2" = 1' - 0"



Specialty Room ID

Description

1/4" thick painted phenolic photopolymer sign plaque with raised text and Grade II Braille and digitally printed symbol. Plaque adhered to 1/16" painted backer. Printed decal QR code, background to match plaque applied to face.

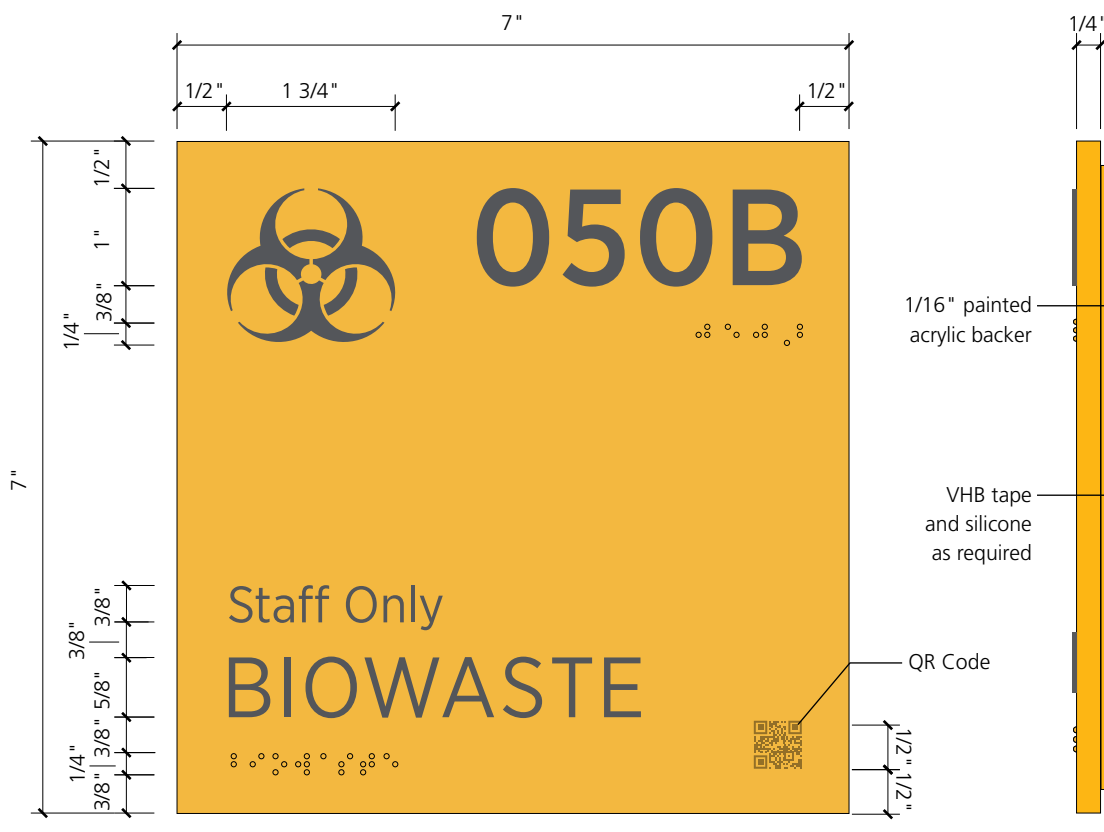
Mount to wall with VHB tape and silicone as required;
For glass condition provide first surface matte white vinyl glass backer

Typography

Gotham Narrow Book
Gotham Narrow Medium

Color

Plaque: Warning Yellow
Tactile text: Dark Gray (or alt.)
Symbol: Dark Gray (or alt.)
Braille: Warning Yellow
Backer: Warning Yellow
QR Code: Dark Gray (or alt.)

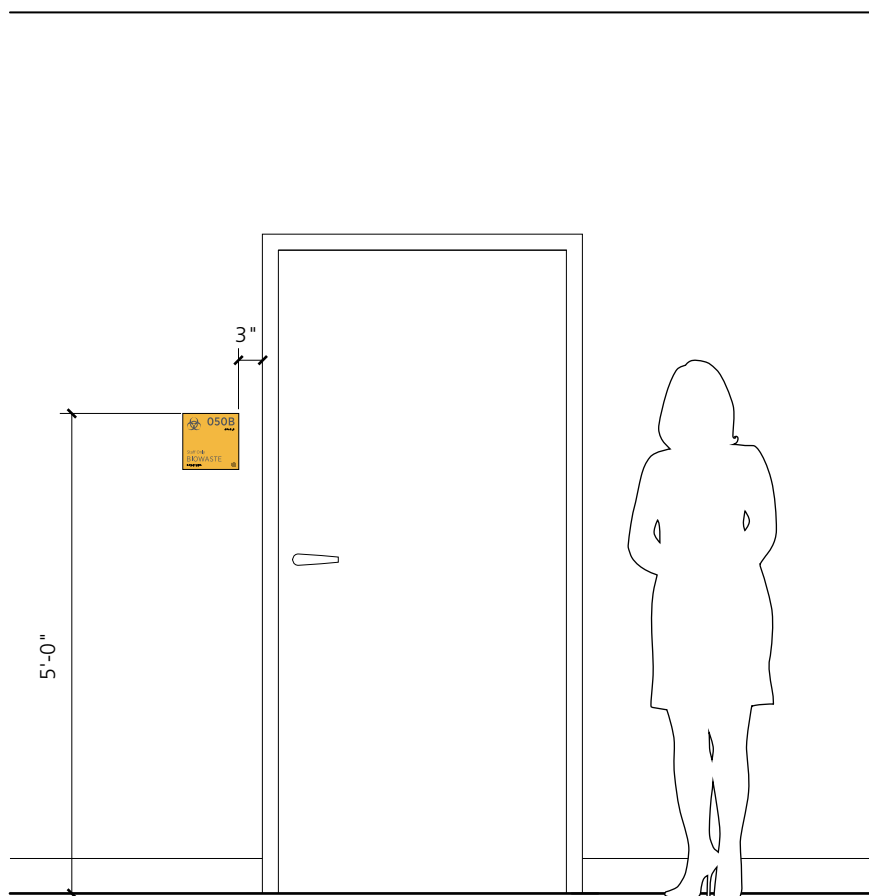


Layout

Scale: Half Size

Side View

Scale: Half Size



Elevation Location

Scale: 1/2" = 1' - 0"



Residential Room ID

Description

1/4" thick painted phenolic photopolymer sign plaque with raised text and Grade II Braille. Plaque adhered to 1/16" painted backer. Printed decal QR code, background to match plaque applied to face.

Mount to wall with VHB tape and silicone as required;
For glass condition provide first surface matte white vinyl glass backer

Typography

Gotham Narrow Medium

Color

Plaque: White (or alt.)
Tactile text: Dark Gray (or alt.)
Braille: White (or alt.)
Backer: White (or alt.)
QR Code: Dark Gray (or alt.)

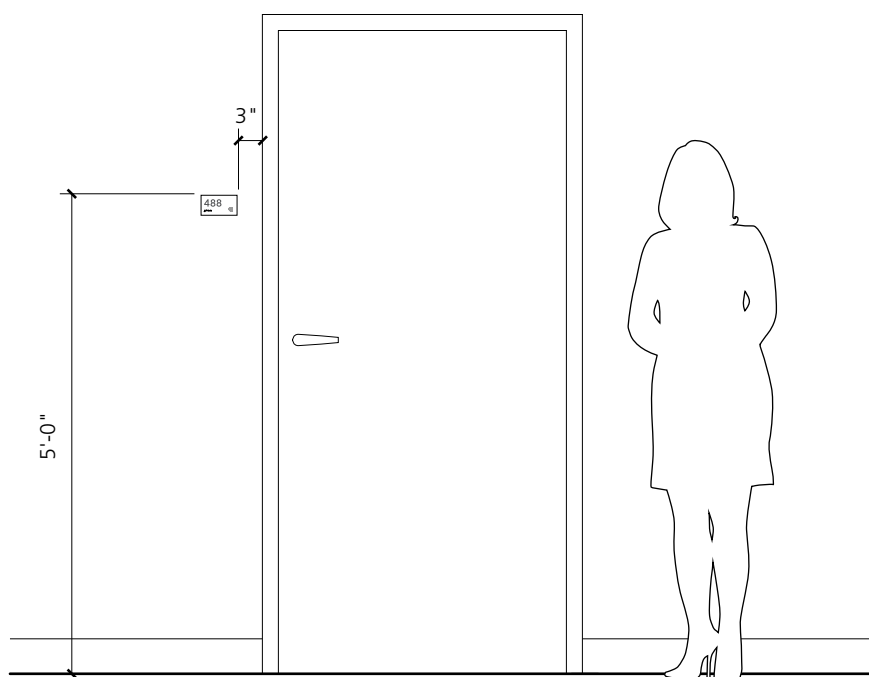


Layout

Scale: Full Size

Section

Scale: Full Size



Elevation Location

Scale: 1/2" = 1' - 0"



Door Jamb ID

Description

1/8" thick painted acrylic sign plaque with digitally printed text.

Mount to wall with VHB tape and silicone as required

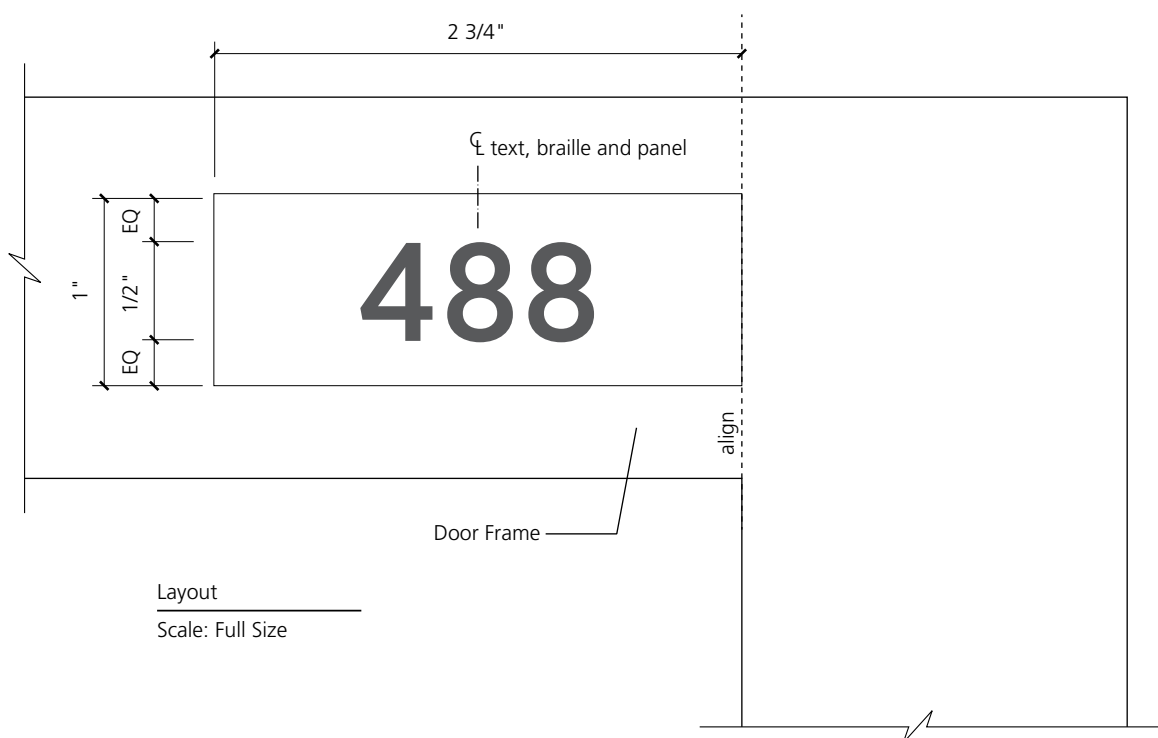
Typography

Gotham Narrow Medium

Color

Plaque: White (or alt.)

Digitally printed text: Dark Gray (or alt.)





Elevator Egress

Description

1/4" thick painted phenolic photopolymer sign plaques with raised text, Grade II Braille and digitally printed graphics. Plaques adhered to 1/16" painted backer. Non directional 1/4" x 1/8" brushed Stainless Steel square bar stock divider between plaques

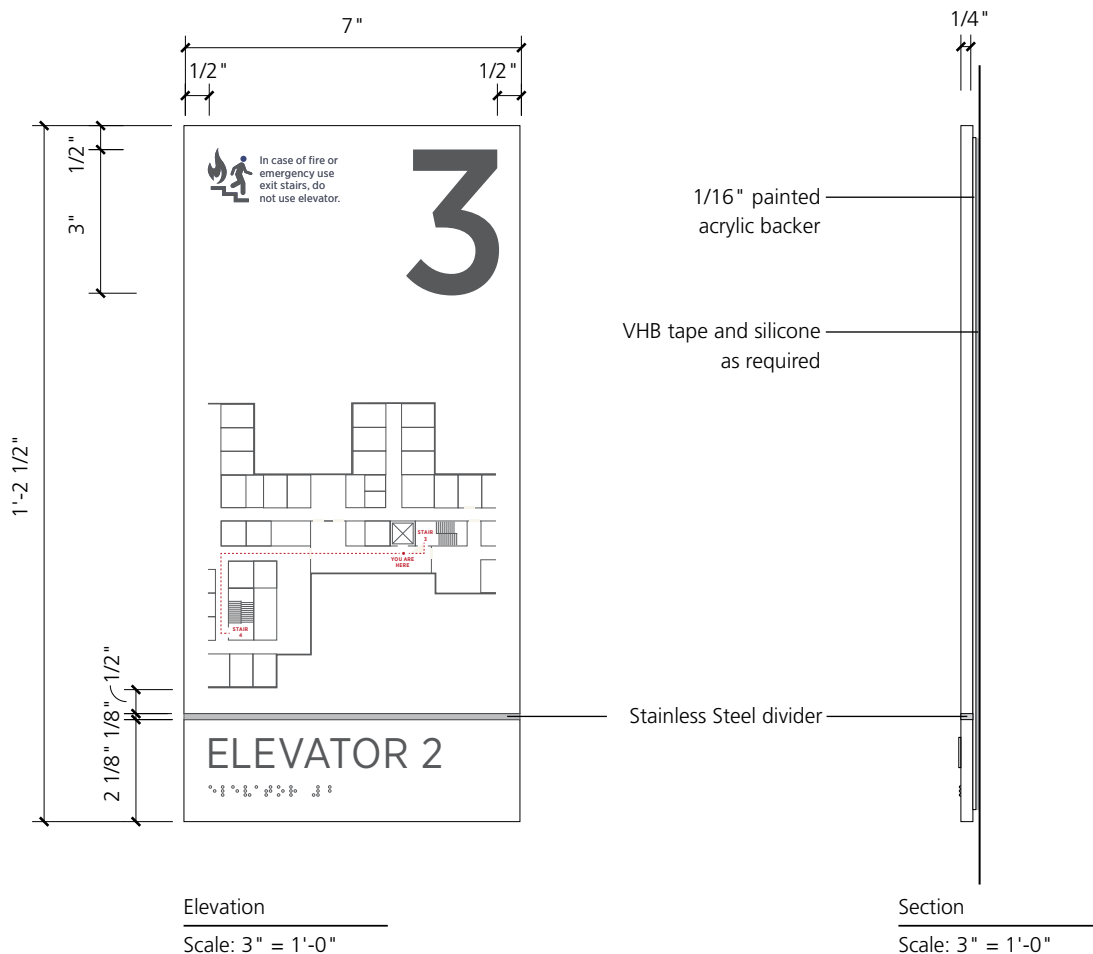
Mount to wall with VHB tape and silicone as required;
For glass condition provide first surface matte white vinyl glass backer

Typography

Gotham Narrow Book
Gotham Narrow Medium

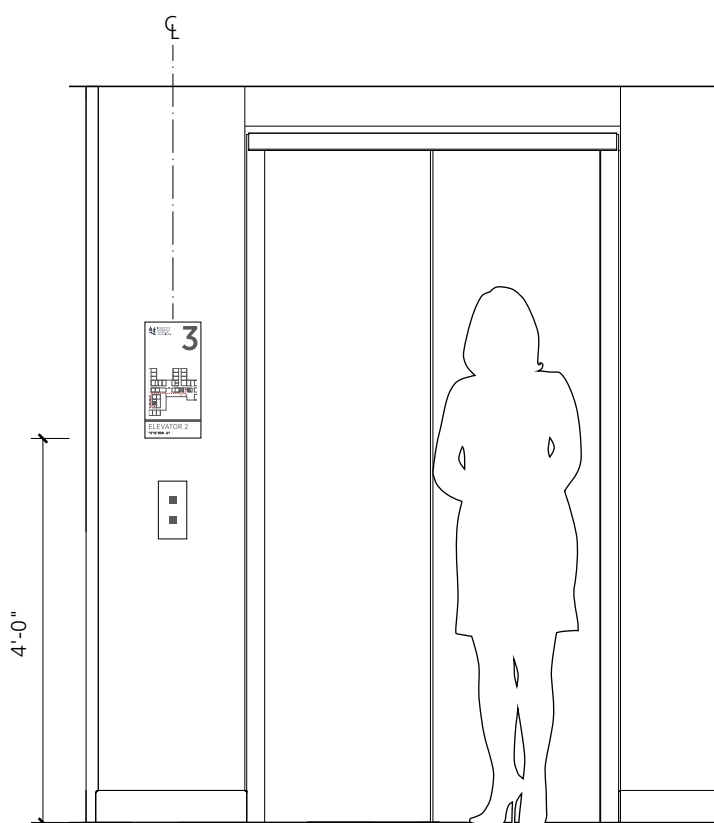
Color

Plaque: White (or alt.)
Text: Dark Gray (or alt.)
Graphics: Dark Gray (or alt.) and Red
Braille: White (or alt.)
Backer: White (or alt.)





Elevator Egress



Elevation Location

Scale: 1/2" = 1' - 0"



BROWN

Campus Sign Standards Manual - Interior

Dwg. ST.113

Residential Egress

Description

Painted aluminum window frame, with 1/8" non-glare acrylic lens and color printed map on bright white heavy weight paper. Centered on back of door and mounted with VHB tape as required.

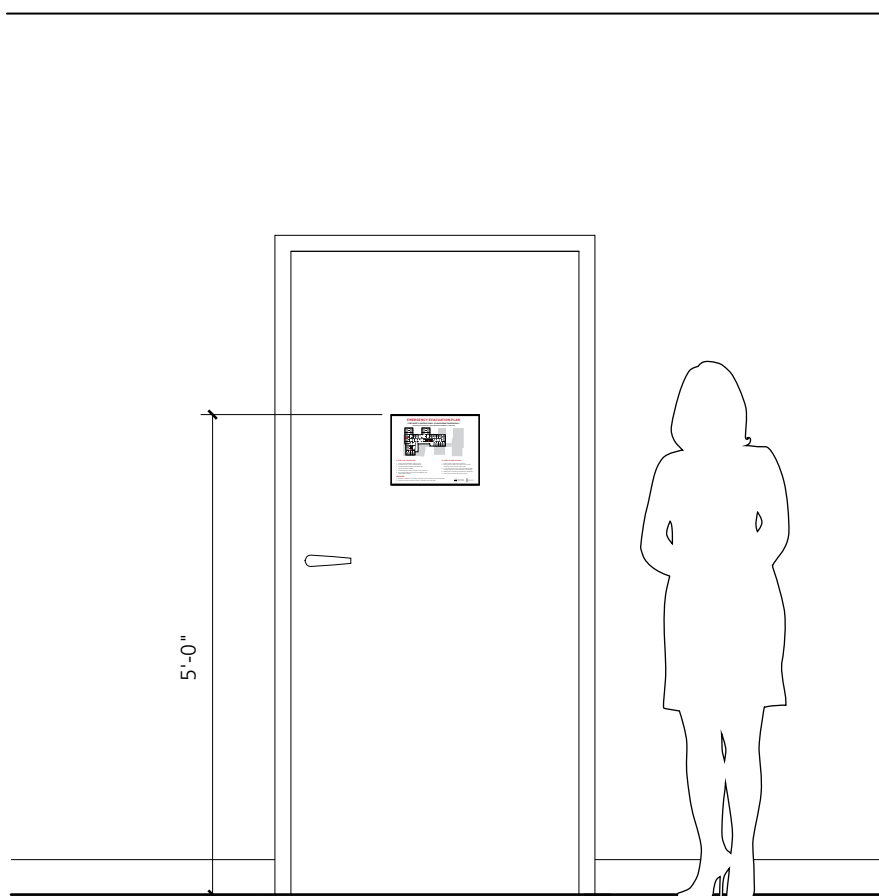
Typography

Gotham Narrow Book
Gotham Narrow Medium
Gotham Narrow Bold

Color

Frame: White (or alt.)
Color Laser Printed insert
(typical artwork for each level to be provided)

**DRAWING ST. 113 ILLUSTRATION REMOVED
PENDING UPDATE 8.30.2023**



Elevation Location - inside residential rooms

Scale: 1/2" = 1' - 0"



Occupancy ID

Description

1/4" thick painted acrylic sign plaque with digitally printed text. Plaque adhered to 1/16" painted backer.

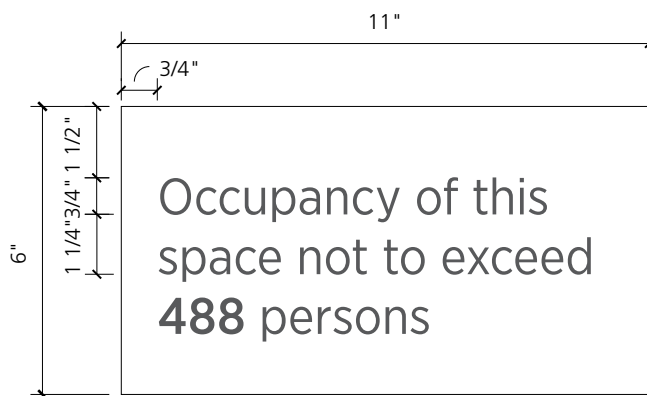
Mount to wall with VHB tape and silicone as required;
For glass condition provide first surface matte white vinyl glass backer

Typography

Gotham Narrow Book
Gotham Narrow Medium

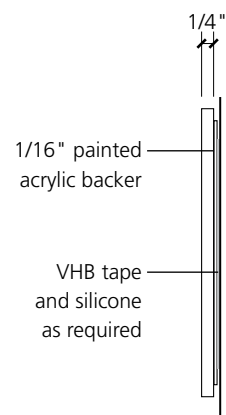
Color

Plaque: White (or alt.)
Digitally printed text: Dark Gray (or alt.)
Backer: White (or alt.)



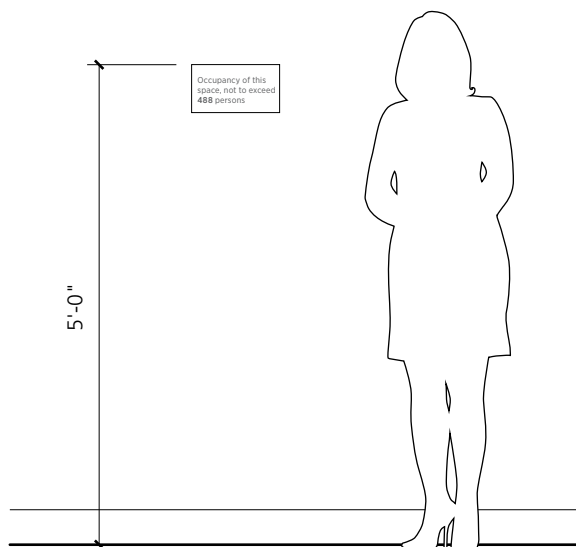
Layout

Scale: 3" = 1'-0"



Section

Scale: 3" = 1'-0"



Elevation Location

Scale: 1/2" = 1' - 0"

Note: Confirm installation location with owner.

Building Directory - Tabloid
Description

Tabloid Paper insert as needed. Header and footer to be the same material and finish as signage within the building. Paper insert to be designed by design team. Inserted into aluminum insert holder painted to match color of background or left as anodized aluminum finish.

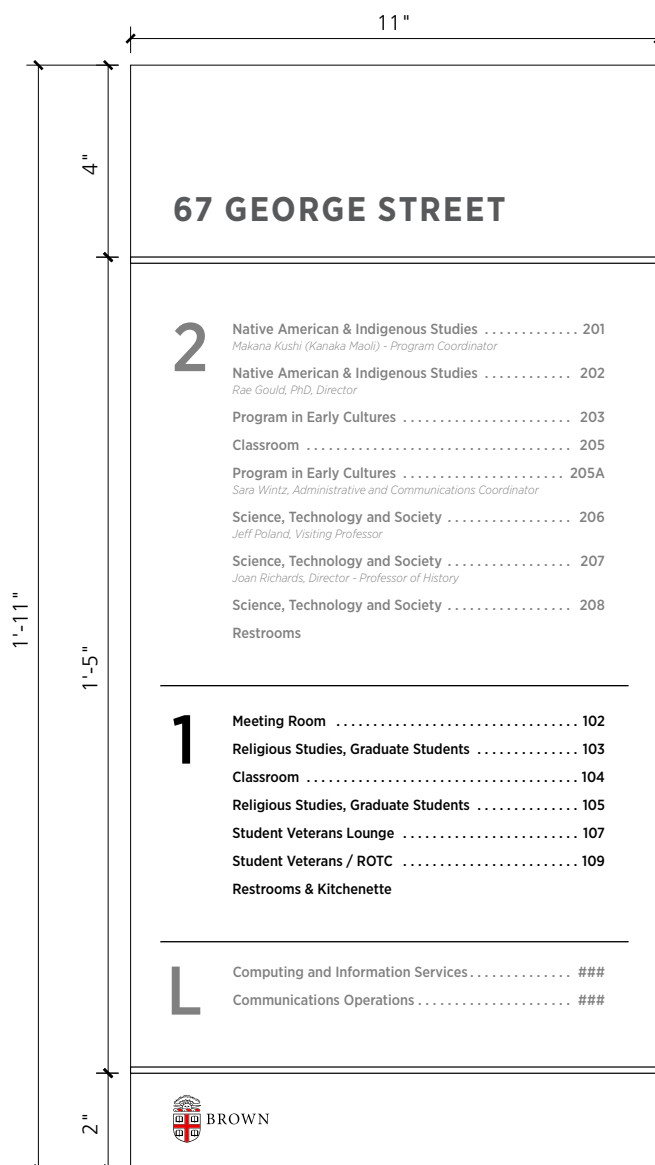
Current floor shall be differentiated from adjacent floors, Restrooms and public spaces should appear at bottom of directory listing. Designer to coordinate any named spaces from donor gifts with directory listing.

Typography

Gotham Narrow Light Italic
Gotham Narrow Medium
Gotham Narrow Bold

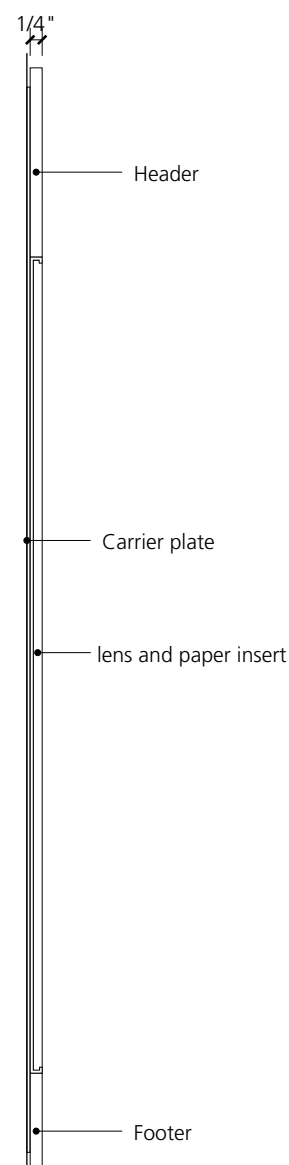
Color

Plaque & Backer: White (or alt.)
Text Current Level: Dark Gray (or alt.)
Text Adjacent Level: Light Grey (or alt.)



Elevation Location

Scale: 3" = 1' - 0"



Section

Scale: 3" = 1' - 0"

Building Directory - Letter
Description

Letter sized paper insert as needed. Header and footer to be the same material and finish as signage within the building. Paper insert to be designed by design team. Inserted into aluminum insert holder painted to match color of background or left as anodized aluminum finish.

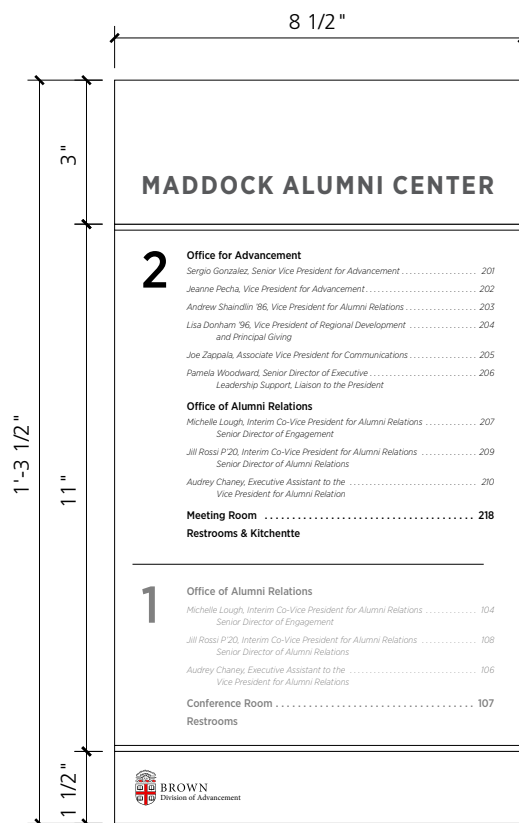
Current floor shall be differentiated from adjacent floors, Restrooms and public spaces should appear at bottom of directory listing. Designer to coordinate any named spaces from donor gifts with directory listing.

Typography

Gotham Narrow Light Italic
Gotham Narrow Medium
Gotham Narrow Bold

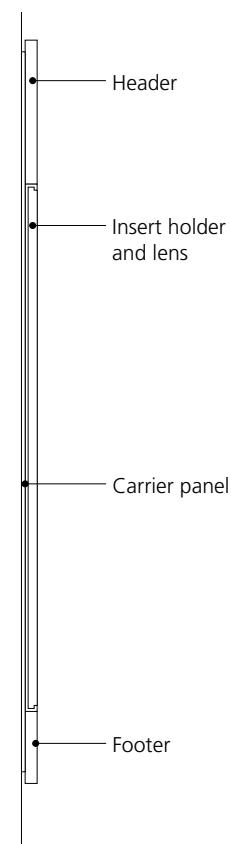
Color

Plaque & Backer: White (or alt.)
Text Current Level: Dark Gray (or alt.)
Text Adjacent Level: Light Gray (or alt.)



Elevation Location

Scale: 3" = 1' - 0"



Section

Scale: 3" = 1' - 0"



Building Directory - Large Format

Description

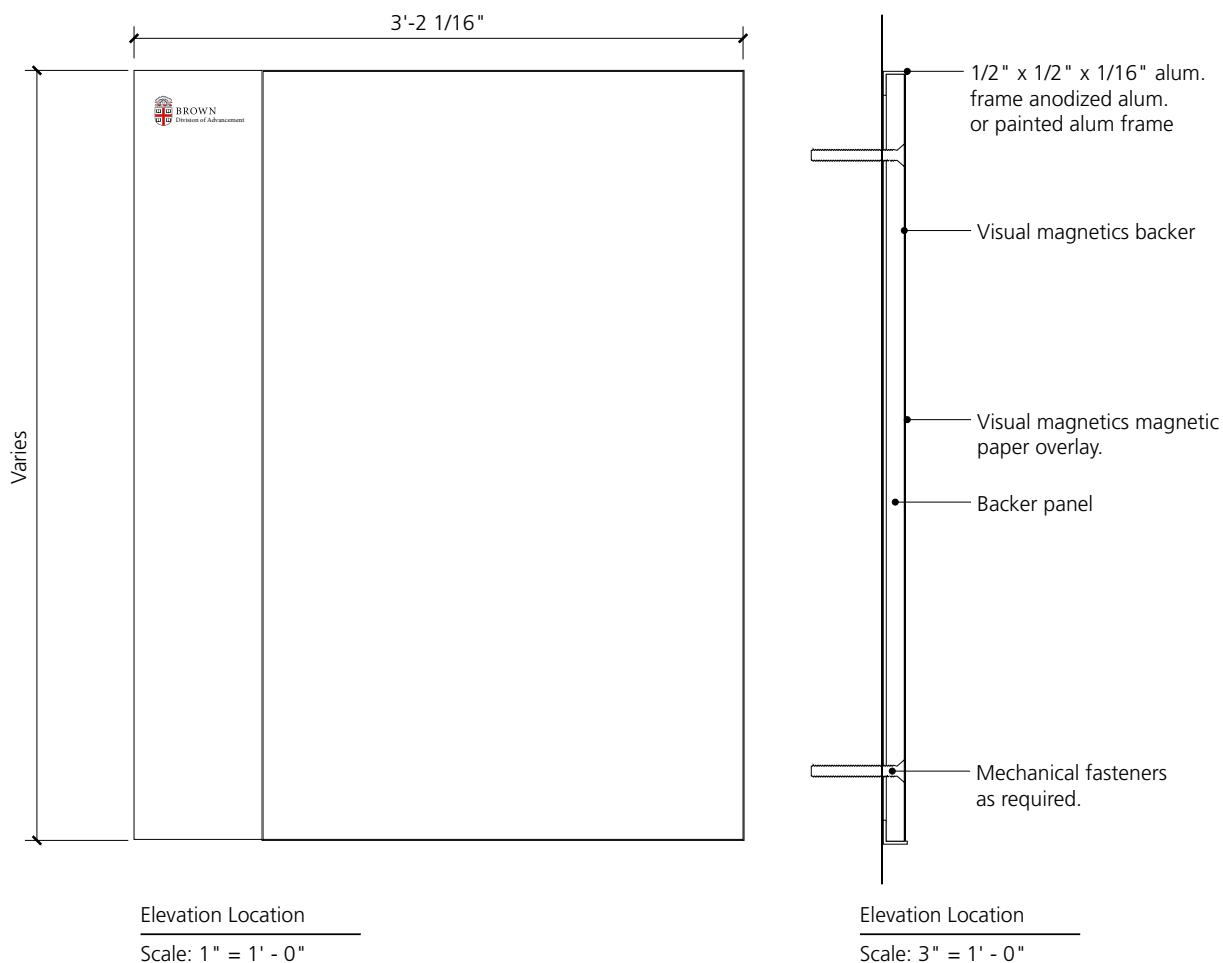
Large format directory, utilizing visual magnetic system insert, and side bar (Bar may be located on top and bottom) Sized to meet requirements for the building. Designer to coordinate any named spaces from donor gifts with directory listing.

Typography

Gotham Narrow Book
Gotham Narrow Medium
Gotham Narrow Bold
Gotham Narrow Black

Color

Plaque & Backer: White (or alt.)
Text Current Level: Dark Gray (or alt.)
Text Adjacent Level: Light Grey (or alt.)





Building Directional

Description

1/4" thick painted acrylic panel signs with applied vinyl text and arrows. Plaques adhered to 1/16" painted backer. Non directional 1/4" x 1/8" brushed Stainless Steel square bar stock divider between plaques. Designer to coordinate any named spaces from donor gifts with wayfinding messaging.

Mount to wall with VHB tape and silicone as required.

Typography

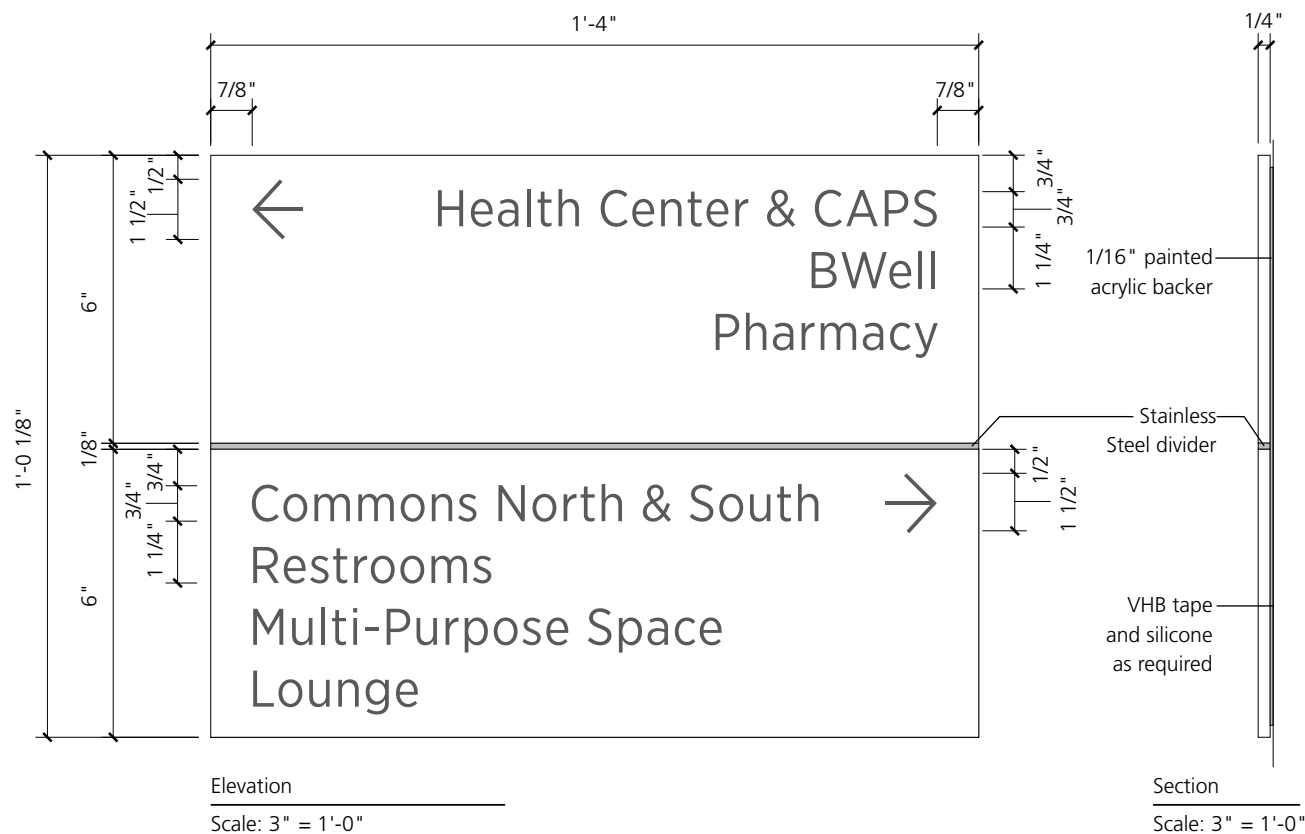
Gotham Narrow Book

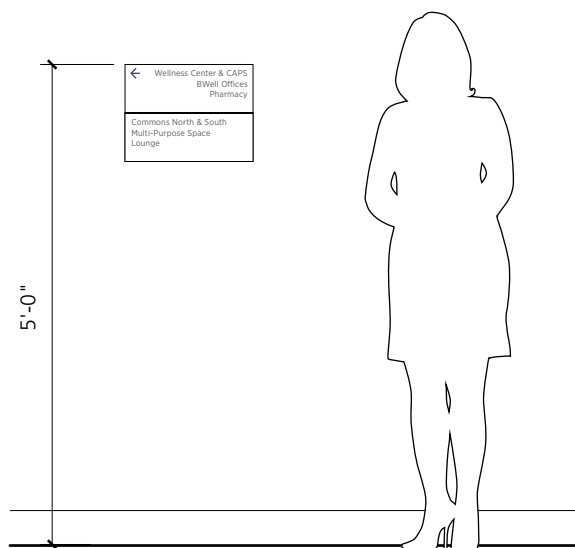
Color

Plaque: White (or alt.)

Text: Dark Gray (or alt.)

Backer: White (or alt.)





Elevation Location

Scale: 1/2" = 1' - 0"

Note: Confirm installation location with owner.

Building Directional - Vinyl

Description

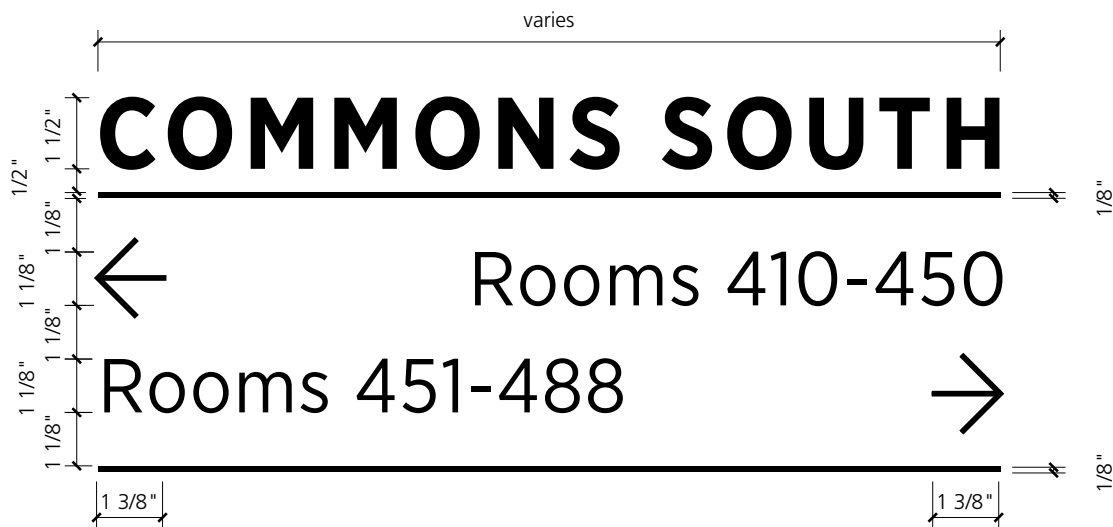
Vinyl applied to first surface of glass

Typography

Gotham Narrow Medium
Gotham Narrow Bold

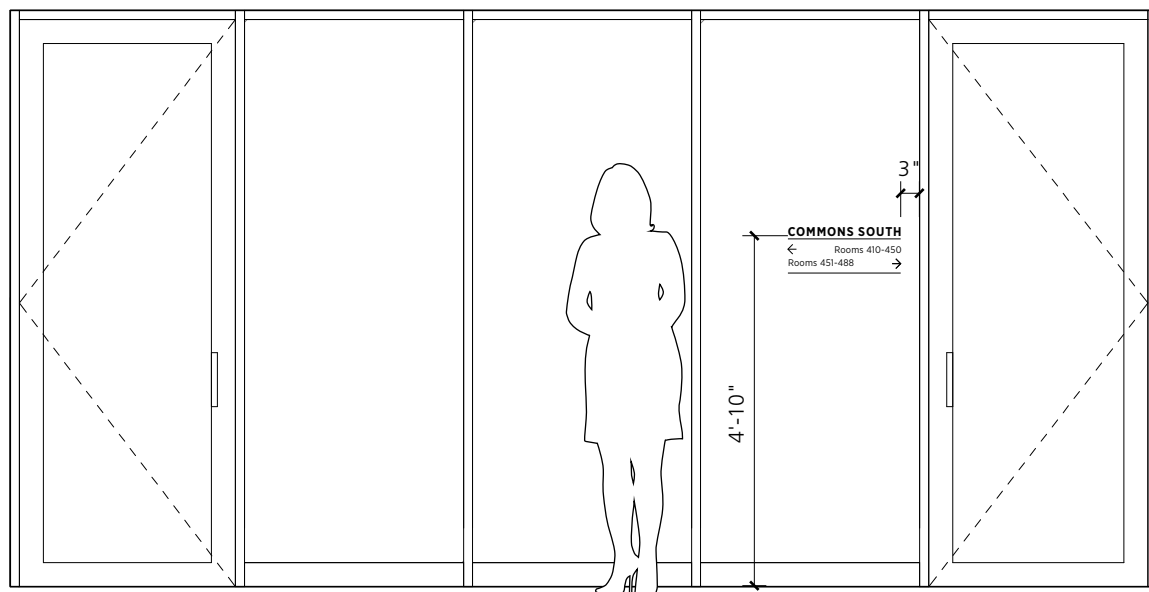
Color

Graphics: White (or alt.)



Layout

Scale: 3" = 1'-0"



Elevation - Typical

Scale: 3/8" = 1'-0"

Section 3

Interior - Athletics














Drawing	Title	Page
DR.00	Sign Type Index	3:1
ST.01A	Athletics Interior Standards - Colors & Notes	3:2
ST.02A	Athletics Interior Standards - Typography	3:3
ST.03i	Athletics Interior Standards - Symbols	3:4
ST.100A	Room ID	3:5-3:7
ST.101A	Office ID	3:08-3:10
ST.102A	Restroom ID	3:11-3:13
ST.103A	Stair ID	3:14-3:16
ST.104A	Level ID	3:17-3:19
ST.106A	Exit ID	3:20-3:21
ST.108A	Utility ID	3:22-3:23
ST.111A	Door Jamb ID	3:34
ST.112A	Elevator Egress	3:25-3:26
ST.114A	Occupancy ID	3:27



Athletics Interior Standards - Colors & General Notes

Colors

	PT.1	MAP Brushed Aluminum, Silver
	PT.2	MAP 18100 Silver Star Metallic
	PT.3	MAP 19952 Black Hole Metallic
	PT.4	Paint to match Pantone 200C, Red
	PT.5	Paint to match Pantone 476C, University Brown
	PT.6	Paint to match Pantone 1815C, Dark Red
	PT.7	Paint to match Pantone 349C, Dark Ivy Green
	PT.8	Paint to match Pantone 346C, Light Ivy Green
	V.1	3M 7725SE-314 Dusted Crystal
	V.2	3M 7725-63 Geranium
	V.3	3M 180C-221 Slate Metallic

General Notes

1. Prior to installation, locations of all signs to be verified in field by Contractor.
2. Room Sign Locations
 - a. Sign to be mounted to latch side of door. If sign cannot be mounted to latch side of door, mount in similar location to nearest adjacent wall.
 - b. Sign to be mounted 9" from edge of door frame to center of sign.
 - c. Double door condition with two active leafs, sign to be mounted to right side of doors.
 - d. Double door with one inactive leaf, sign to be mounted on inactive leaf.
3. Glass Backer

Use vinyl backer for all plaques mounted to glass; apply vinyl backer to first surface of glass to mask mounting tape.
4. Sign Finishes
 - a. All interior finishes to be eggshell unless otherwise noted.
 - b. All hardware to have finish to match adjacent surfaces.
5. All signage to conform to all Federal, State and Local codes.

Athletics Interior Standards - Typography

Description:

Typography is a major part of the identity of Brown University, its use and selection is for interior signage is Freight Sans, in partnership with the Universities Visual Identification Policy.

T.1 - Freight Sans Book

ABCDEFGHIJKLMNOPQRSTUVWXYZ
abcdefghijklmnopqrstuvwxyz
1234567890!@#\$%^&*()

T.2 Freight Sans Medium

ABCDEFGHIJKLMNOPQRSTUVWXYZ
abcdefghijklmnopqrstuvwxyz
1234567890!@#\$%^&*()

T.3 Freight Sans Semibold

ABCDEFGHIJKLMNOPQRSTUVWXYZ
abcdefghijklmnopqrstuvwxyz
1234567890!@#\$%^&*()

T.4 Freight Sans Bold

ABCDEFGHIJKLMNOPQRSTUVWXYZ
abcdefghijklmnopqrstuvwxyz
1234567890!@#\$%^&*()

QR Codes for Signage



Description:

Brown University Facilities Management (FM) has integrated quick response (QR) code labels at each room on the Brown University campus. The QR code labels enable FM customers to rapidly submit service requests for locations inside buildings using the Planon integrated workplace management system mobile application. The labels expedite FM

response times through the automatic assignment of accurate locations to service requests. All interior room signage to integrate approved QR code labels as indicated throughout this document. Vendor to coordinate with FM Project Manager to obtain QR codes.

QR Practices:

Use a minimum margin of 4 blocks, and good contrast between the background and the QR Code color. A minimum of 50% contrast is required with the Brown standards and the QR Code should have a dark color with a lighter background color as some readers can not read reversed colors. QR contrast shall be tested and verified by the sign manufacturer prior to final production.



Athletics Interior Standards - Symbols


Description:

Symbols shown here are the base kit of parts. Additional symbols may be required for your project. Design teams shall present any new symbol to the University Architect for approval and additional new symbols should fit into this family.

As part of the University's on going support of gender inclusivity, non gendered restrooms shall be identified as "restroom" and use the icon below. Only gendered restrooms as required should use the gender specific icons.




Restroom




Gendered Restrooms



Accessible



Stair



Shower



Brown Athletics Bear

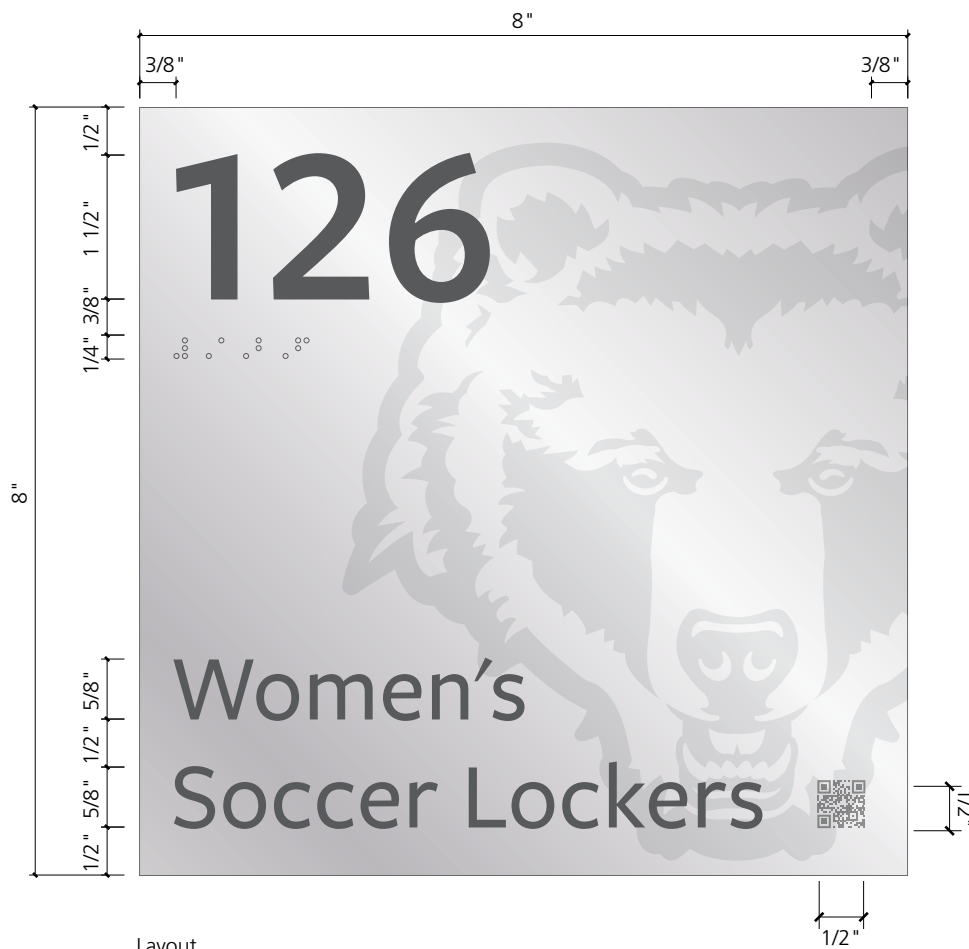
General Note:

Additional athletics marks are available however for various deign applications, this standard is limited to use the black and white version of the athletics bear.

**Description**

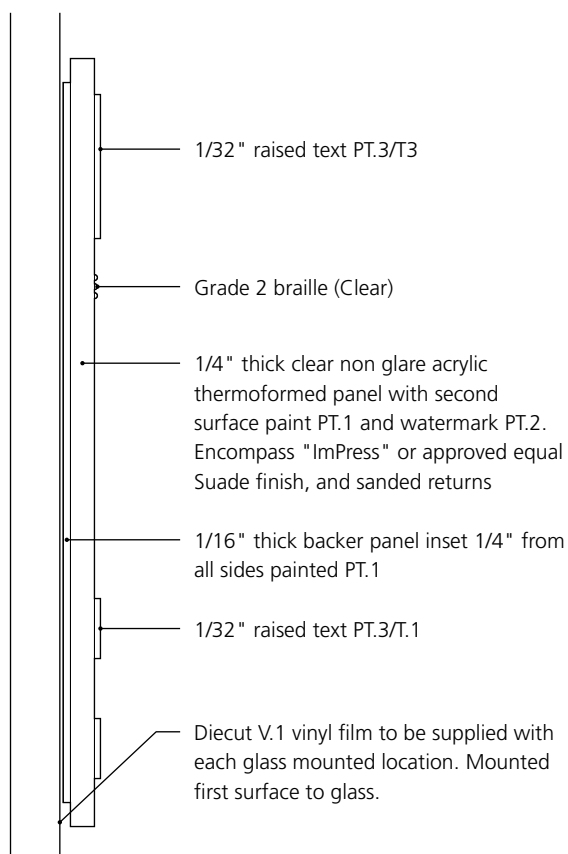
1/4" thick clear non glare acrylic sign plaque with raised text and Grade II Braille. Watermark graphic printed on second surface. Plaque adhered to 1/16" painted backer. Printed decal QR code, background to match plaque applied to face.

Mount to wall with VHB tape and silicone as required. For glass condition provide first surface vinyl backer.



Layout

Scale: Half Size

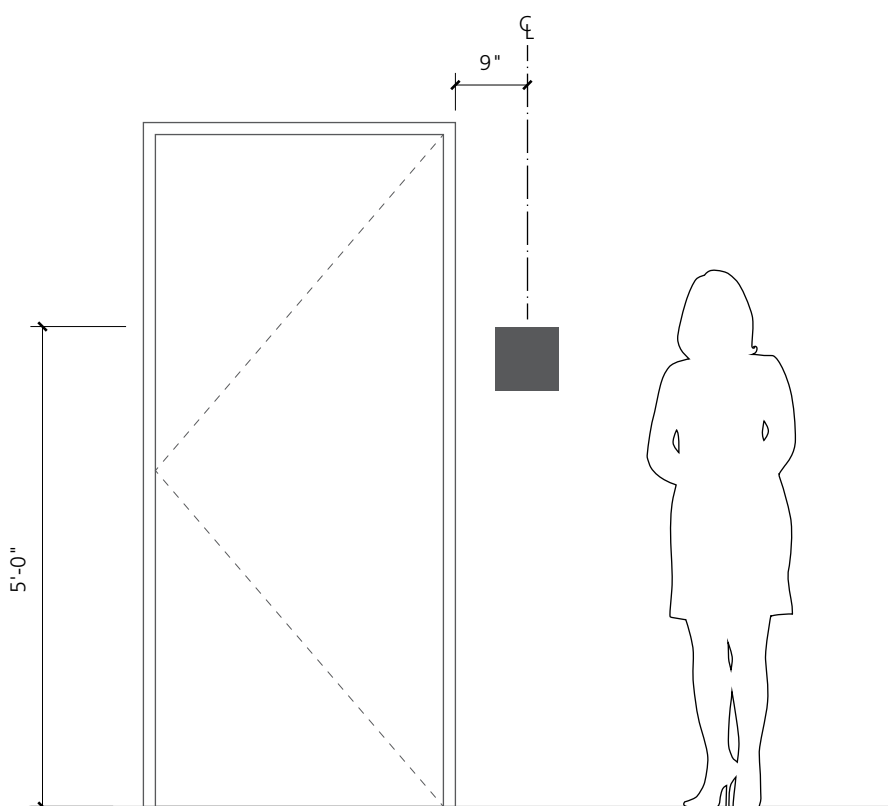


Section

Scale: Half Size



Room ID



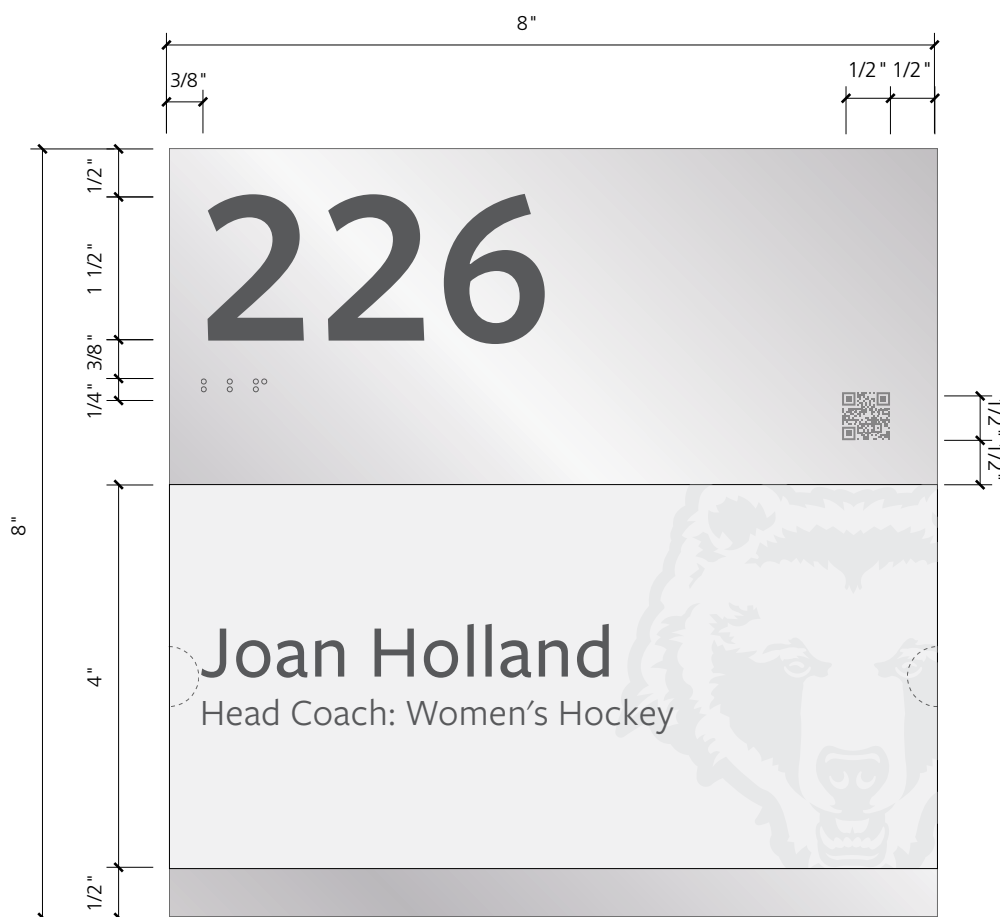
Elevation Location

Scale: 1/2" = 1' - 0"

**Description**

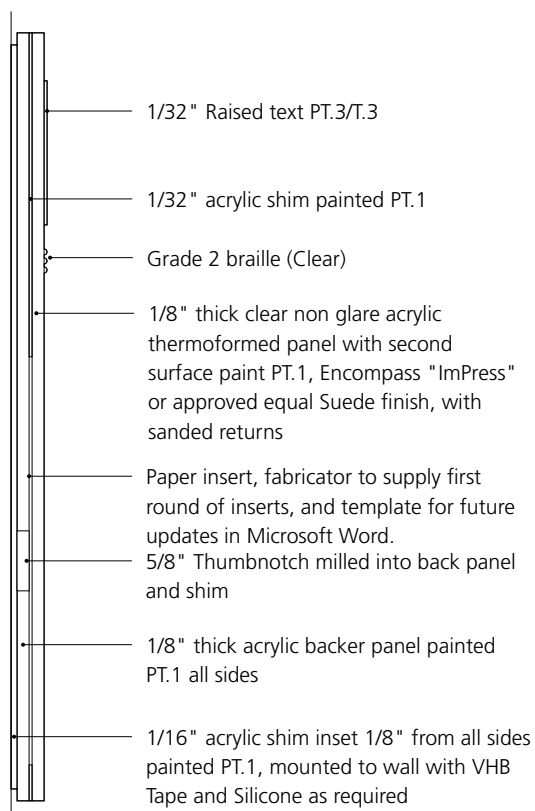
1/4" thick clear non glare acrylic sign plaque and insert holder with raised text and Grade II Braille. Plaque adhered to 1/16" painted backer. Printed decal QR code, background to match plaque applied to face.

Mount to wall with VHB tape and silicone as required. For glass condition provide first surface vinyl backer.



Layout

Scale: Half Size

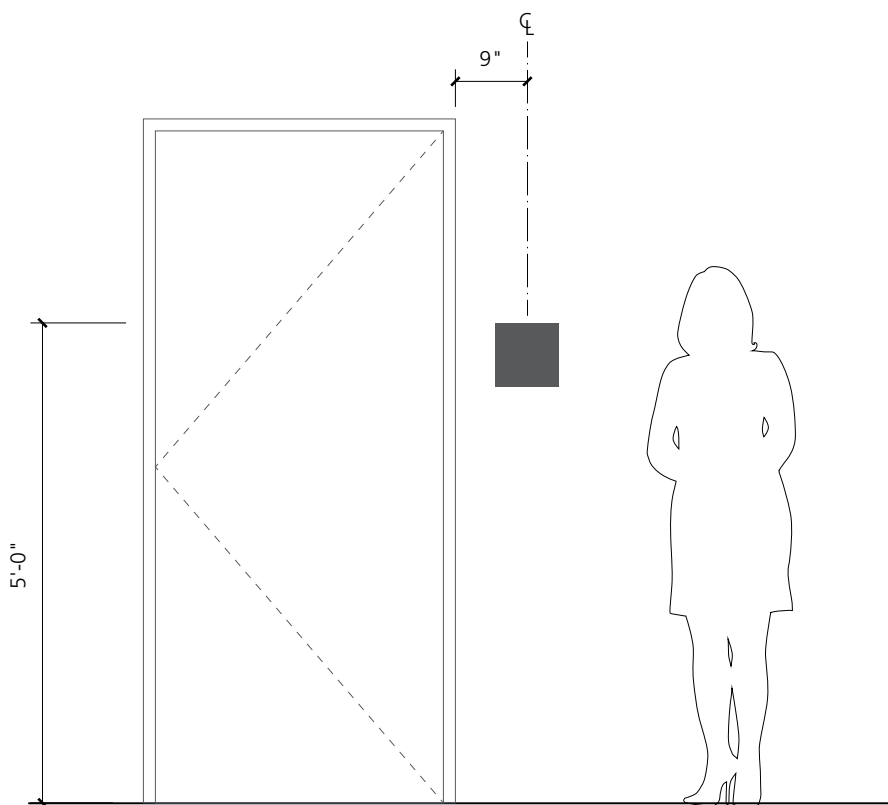


End View

Scale: Half Size



Office ID



Elevation Location

Scale: 1/2" = 1' - 0"




Restroom ID

Description

1/4" thick clear non glare acrylic sign plaque with raised text, symbol and Grade II Braille. Watermark logo printed on second surface. Plaque adhered to 1/16" painted backer. Printed decal QR code, background to match plaque applied to face.

Mount to wall with VHB tape and silicone as required. For glass condition provide first surface vinyl glass backer.

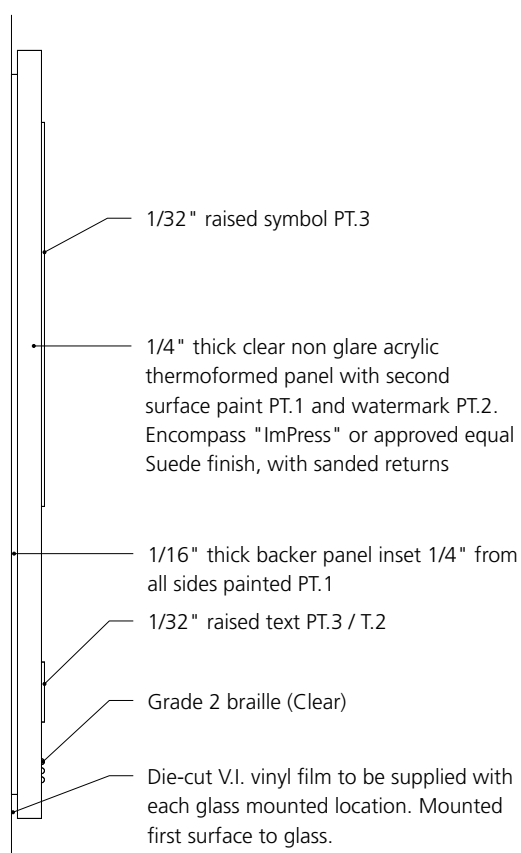


Layout

Scale: Half Size

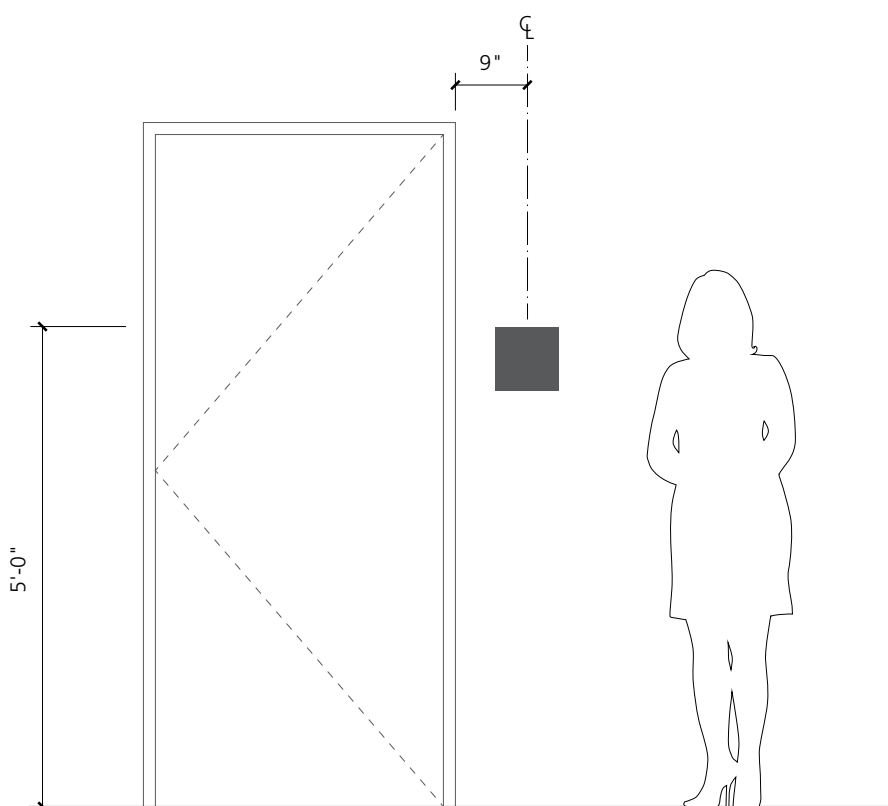


Restroom ID



Section

Scale: Half Size



Elevation Location

Scale: 1/2" = 1' - 0"

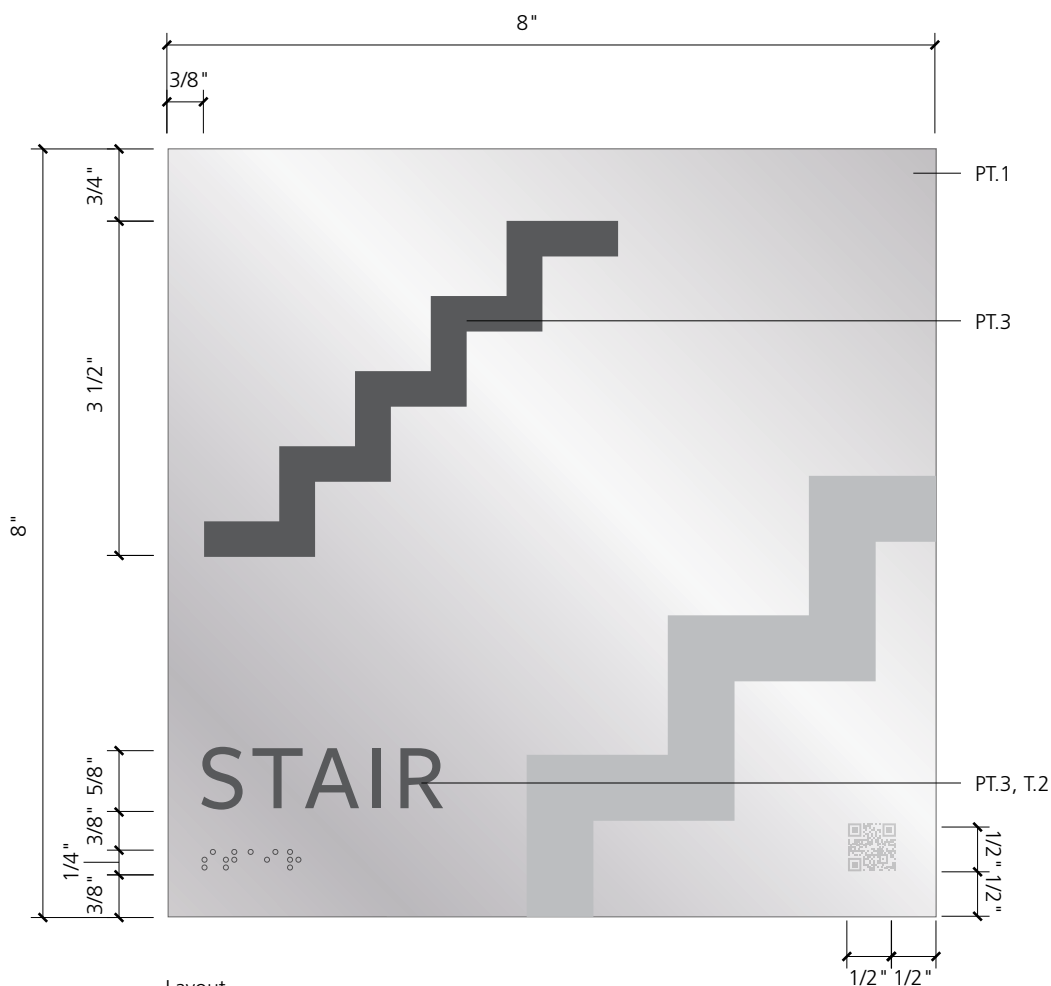


Stair ID

Description

1/4" thick clear non glare acrylic sign plaque with raised text, symbol and Grade II Braille. Watermark symbol printed on second surface. Plaque adhered to 1/16" painted backer. Printed decal QR code, background to match plaque applied to face.

Mount to wall with VHB tape and silicone as required. For glass condition provide first surface vinyl backer.

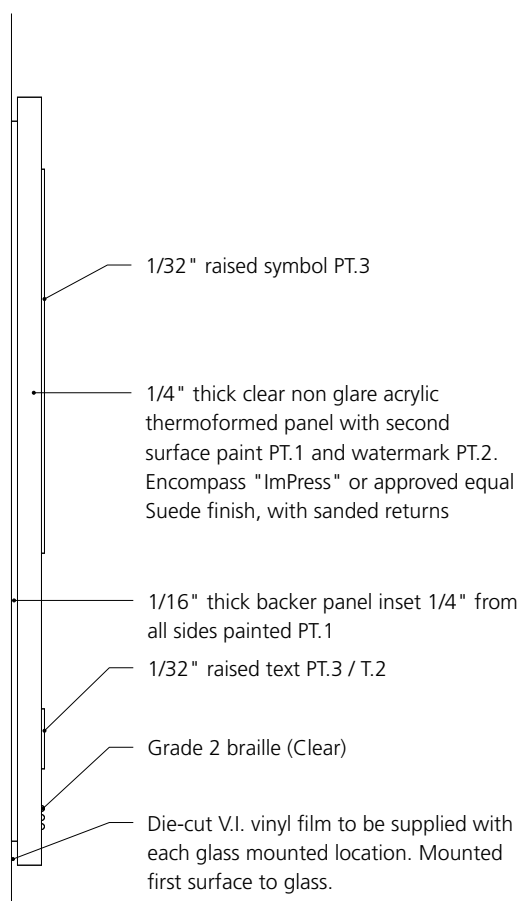


Layout

Scale: Half Size



Stair ID



Section

Scale: Half Size

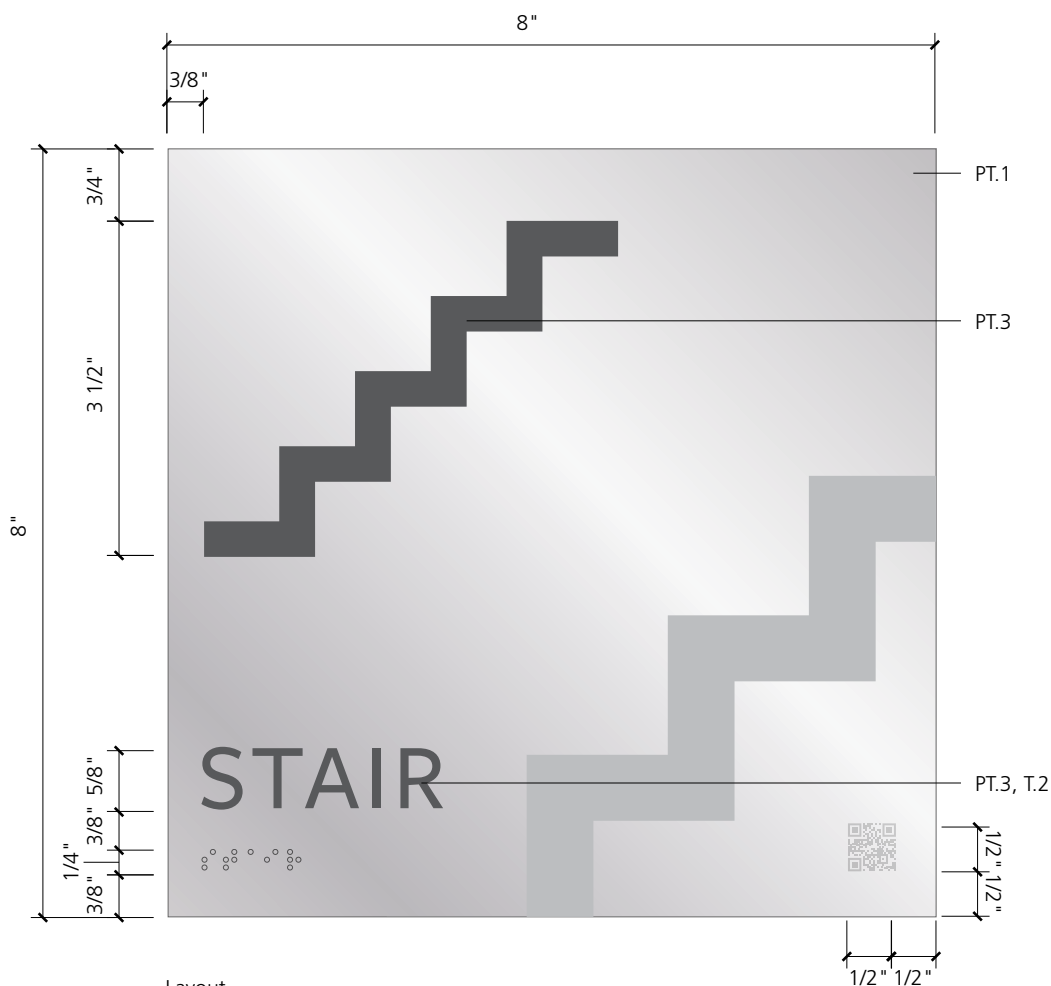


Stair ID

Description

1/4" thick clear non glare acrylic sign plaque with raised text, symbol and Grade II Braille. Watermark symbol printed on second surface. Plaque adhered to 1/16" painted backer. Printed decal QR code, background to match plaque applied to face.

Mount to wall with VHB tape and silicone as required. For glass condition provide first surface vinyl backer.



Layout

Scale: Half Size



Level ID

Description

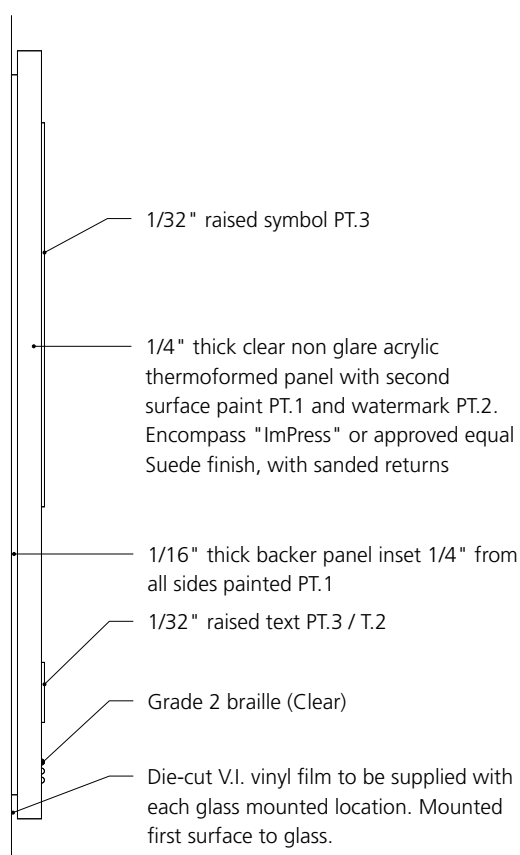
1/4" thick clear non glare acrylic sign plaque with raised text, symbol and Grade II Braille. Plaque adhered to 1/16" painted backer. Printed decal QR code, background to match plaque applied to face.

Mount to wall with VHB tape and silicone as required. For glass condition provide first surface vinyl backer.



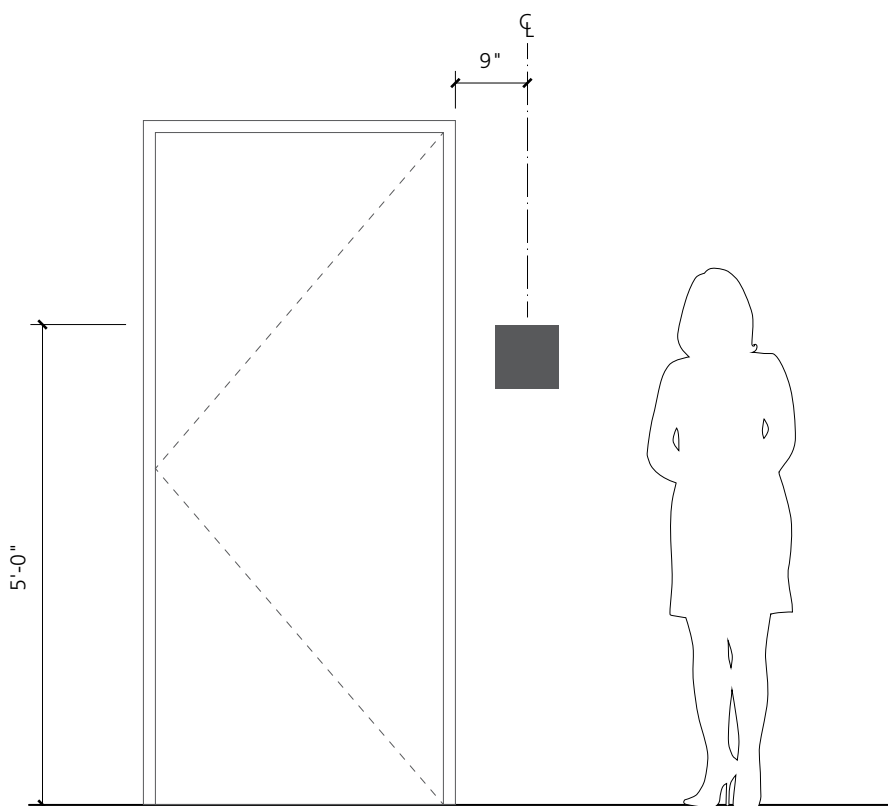
Layout

Scale: Half Size



Section

Scale: Half Size



Elevation Location

Scale: 1/2" = 1' - 0"

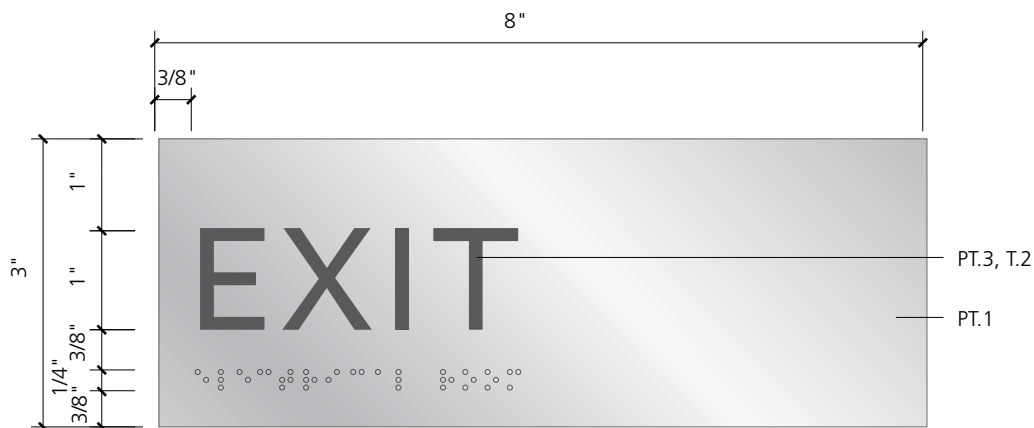


Exit ID

Description

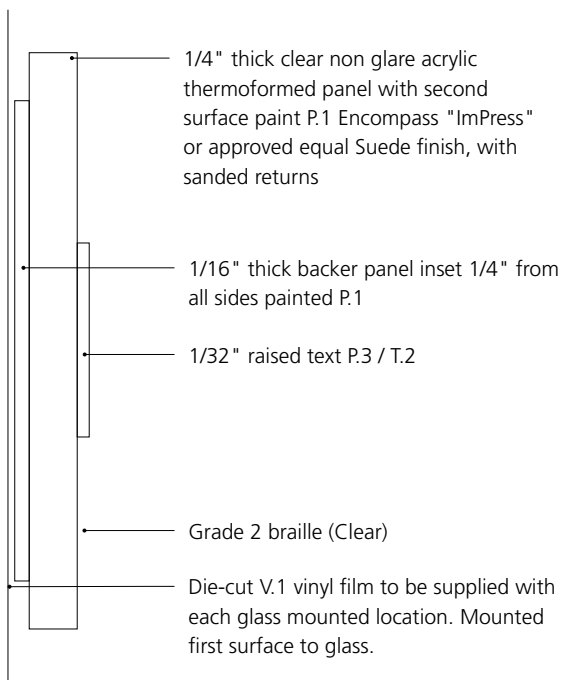
1/4" thick clear non glare acrylic sign plaque with raised text and Grade II Braille. Plaque adhered to 1/16" painted backer. Printed decal QR code, background to match plaque applied to face

Mount to wall with VHB tape and silicone as required. For glass condition provide first surface vinyl glass backer



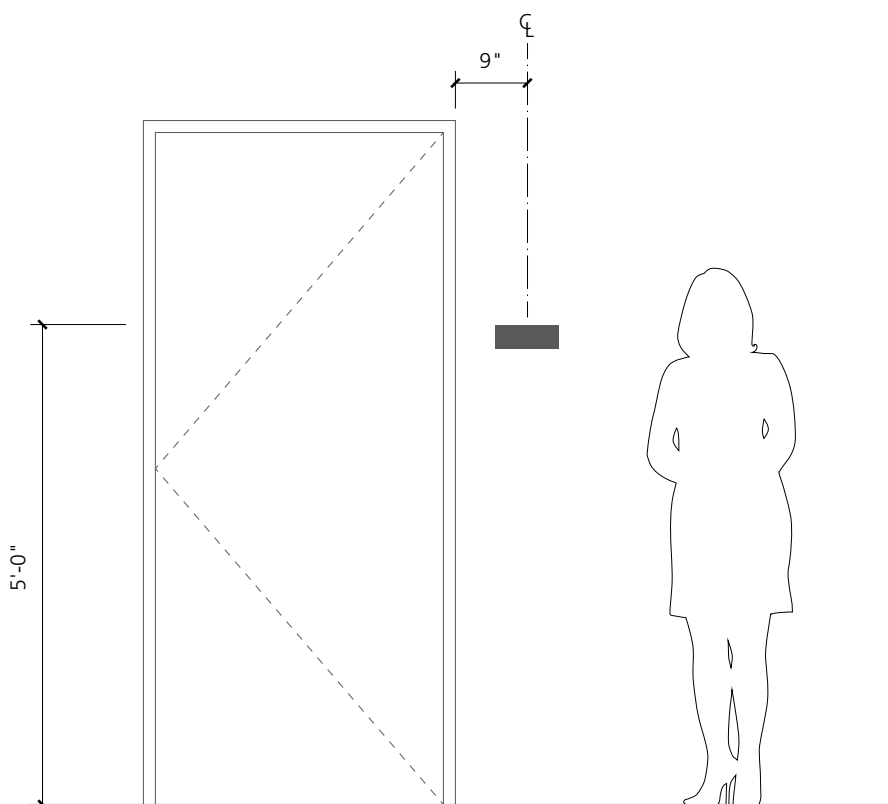
Layout

Scale: Half Size



Section

Scale: Full Size



Elevation Location

Scale: 1/2" = 1' - 0"

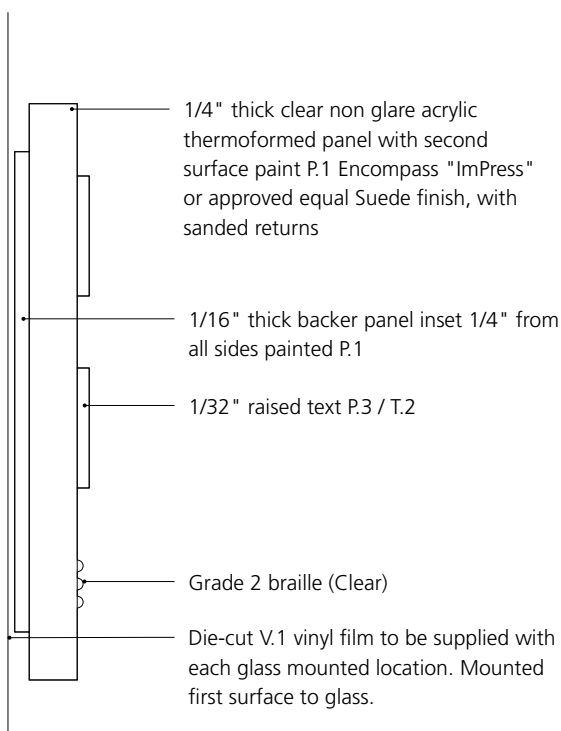
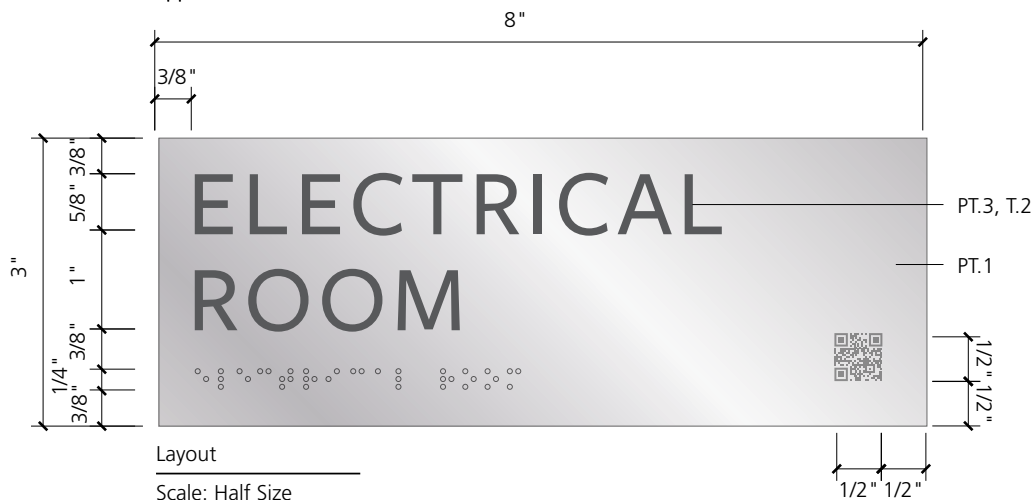


Utility ID

Description

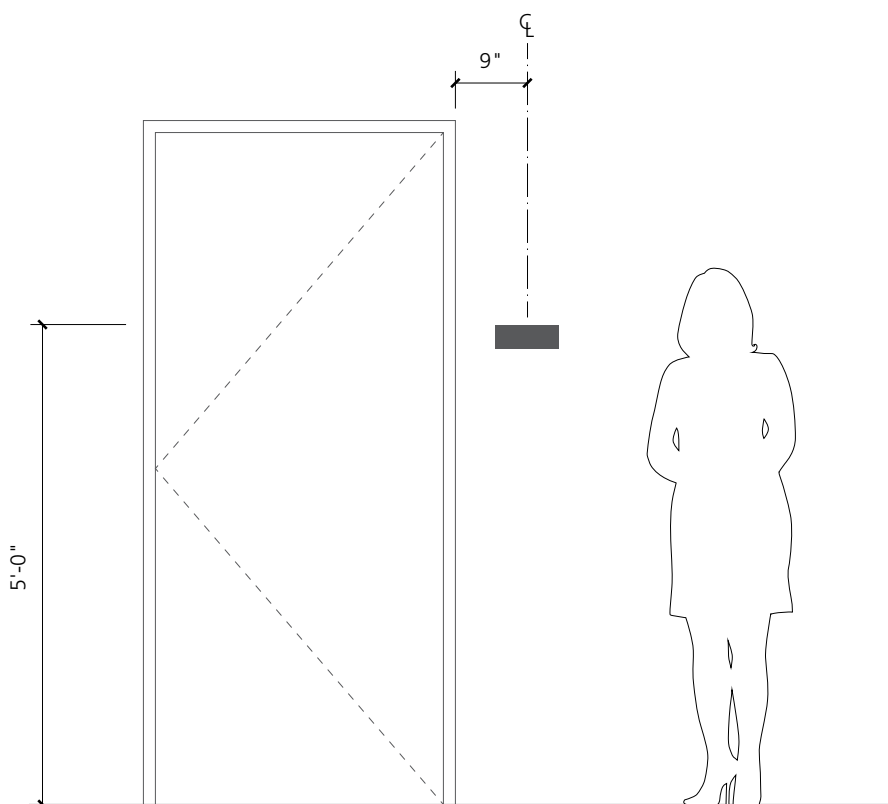
1/4" thick clear non glare acrylic sign plaque with raised text and Grade II Braille. Plaque adhered to 1/16" painted backer. Printed decal QR code, background to match plaque applied to face

Mount to wall with VHB tape and silicone as required. For glass condition provide first surface vinyl glass backer.



Section

Scale: Full Size



Elevation Location

Scale: 1/2" = 1' - 0"

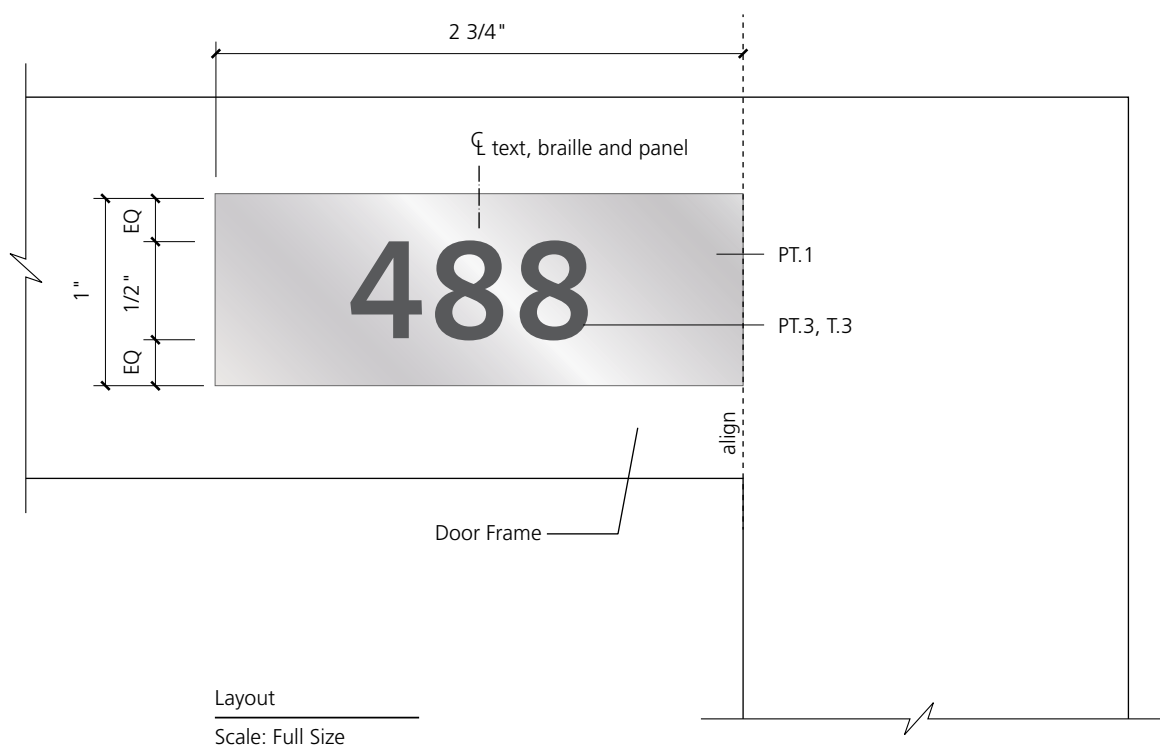


Door Jamb ID

Description

1/8" thick painted acrylic sign plaque with digitally printed text.

Mount to wall with VHB tape and silicone as required.



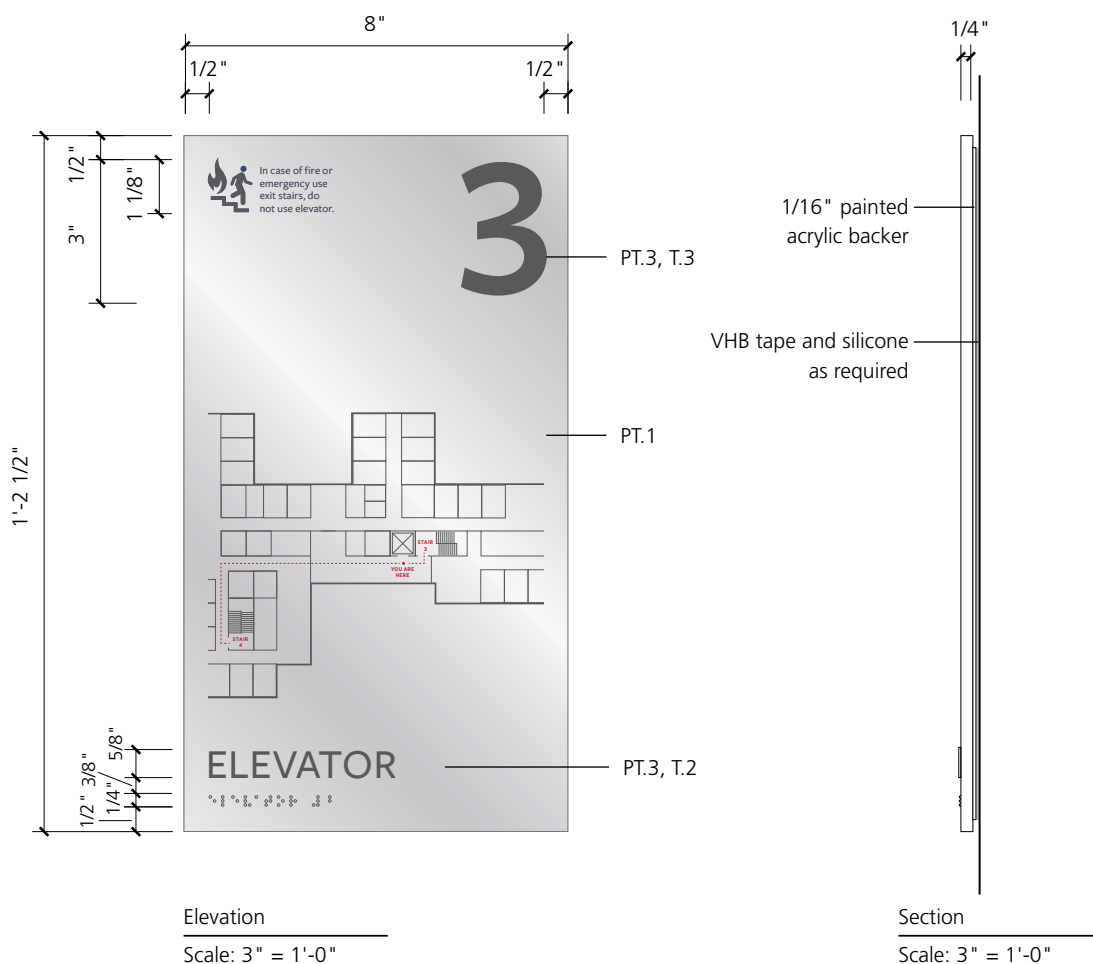


Elevator Egress

Description

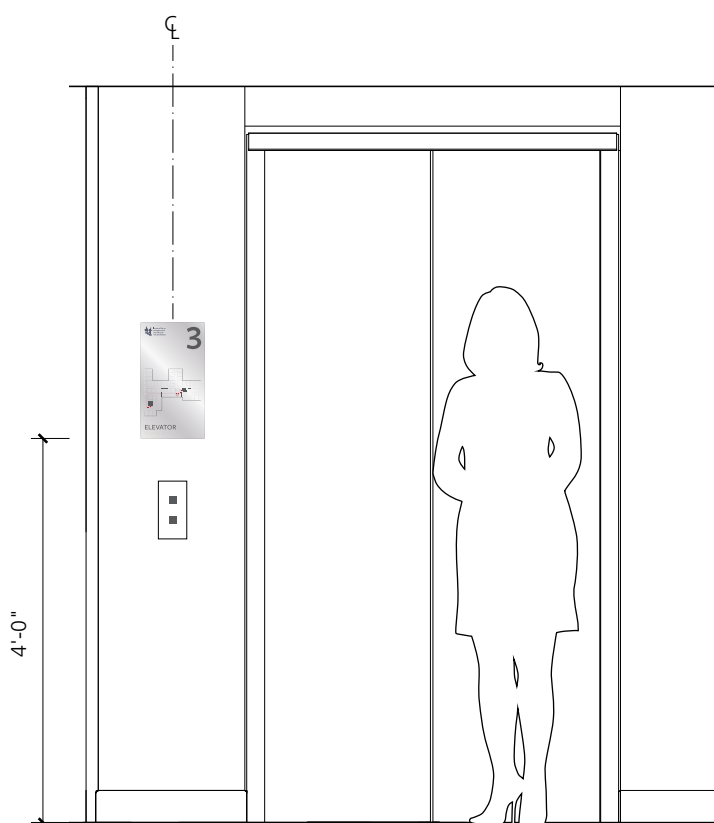
1/4" thick clear acrylic sign plaque with raised text, Grade II Braille and digitally printed graphics. Plaques adhered to 1/16" painted backer.

Mount to wall with VHB tape and silicone as required;
For glass condition provide first surface vinyl backer.





Elevator Egress



Elevation Location

Scale: 1/2" = 1' - 0"

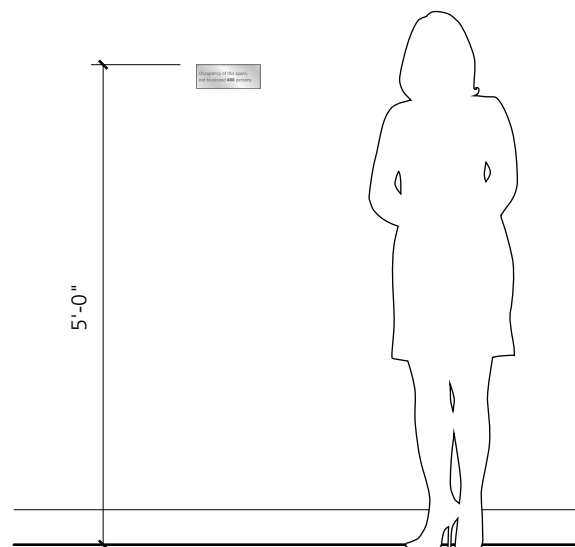
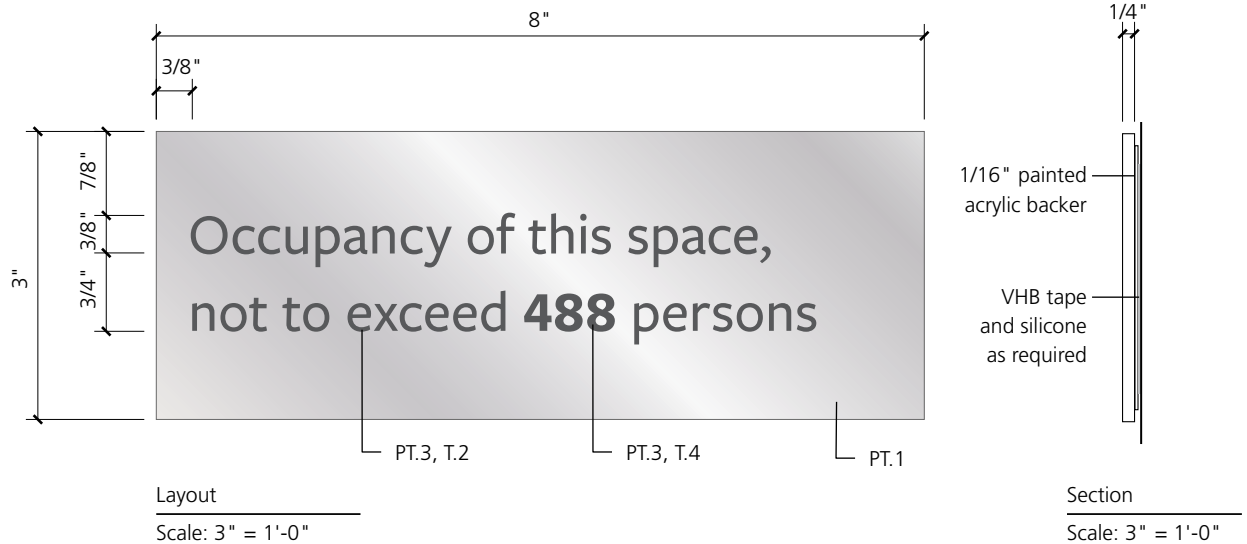


Occupancy ID

Description

1/4" thick painted acrylic sign plaque with digitally printed text. Plaque adhered to 1/16" painted backer.

Mount to wall with VHB tape and silicone as required;
For glass condition provide first surface matte white vinyl glass backer

**Elevation Location**

Scale: 1/2" = 1' - 0"

Note: Confirm installation location with owner.