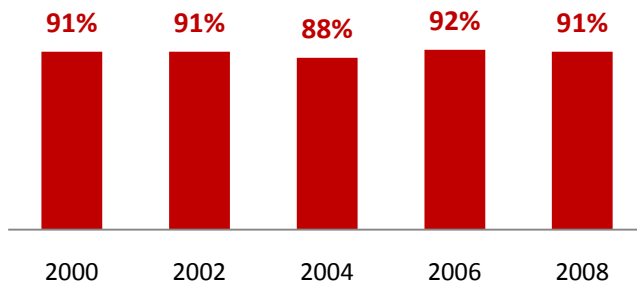


UNDERGRADUATE STUDENT OUTCOMES

Brown University and the Office of Institutional Research periodically seek feedback from our students. One such project is the *Senior Survey*, through which graduating seniors provide insight into their experiences as undergraduates.

Satisfaction with Undergraduate Education



The results of this survey suggest that the vast majority of students leave Brown satisfied with their educational experience. In 2008, 91% of graduating seniors were generally or very satisfied with their undergraduate education. Furthermore, the majority of our seniors would encourage a high school senior to attend Brown: 73% definitely would recommend Brown and an additional 16% probably would.

“My undergraduate education has cultivated my strengths and interests across a diverse array of fields and has prepared me for the professional world.”

[Member of the Class of 2008]



BROWN

89%

The percentage of 2008 graduates who would be likely to encourage a high school senior to attend Brown

“Brown has both guided me in the direction that I would like to go in life and given me the freedom to explore, critique, and analyze myself, my values, and my future goals in a way that I believe is unique to the environment fostered by this school.”

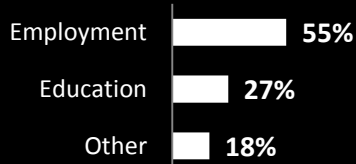
[Member of the Class of 2008]

The Senior Survey also gives students the opportunity to assess growth in their abilities and knowledge since entering Brown. Listed below are the skills most commonly rated by the Class of 2008 as being stronger or much stronger after a Brown undergraduate education.

Skills Gains

Understand myself: abilities, limitations, etc.	91%
Acquire new skills/knowledge on my own	91%
Think analytically and logically	91%
Gain in-depth knowledge of a field	90%
Synthesize and integrate ideas and information	88%
Plan and execute complex projects	84%
Function independently, without supervision	84%
Write effectively	83%
Develop an awareness of social problems	83%
Formulate/create original ideas and solution	83%
Acquire broad knowledge in the arts and sciences	82%
Communicate well orally	81%

Primary Activity the Year Following Graduation



“I feel very prepared for the future, both in my search for engaging and worthwhile employment, and in future education.”

[Member of the Class of 2008]

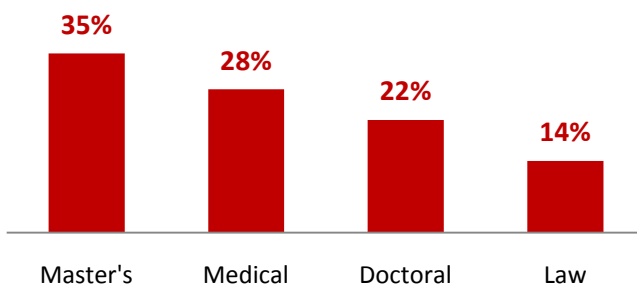
Fields of Employment

36%	Business	4%	Information Tech
19%	Education	3%	Engineering
9%	Health/Medical	3%	Law
6%	Arts	1%	Environment
6%	Government	1%	Social Enterprise
5%	Communications/Media	5%	Other

While the *Senior Survey* does ask seniors about their plans for the fall semester following graduation, it is administered during a time in the spring when many students are still shaping their post-graduation plans. A more complete picture of our graduates’ plans is found in the Career Development Center’s *Outcome Report*, based on an exit survey given to seniors just prior to Commencement.

As in previous years, the *Outcome Report* reveals that a majority of the graduates in the Class of 2008 (55%) had already found employment, primarily in the fields of business and education. Many others (27%) pursued a graduate or professional degree the year following graduation.

Degree Program of Post-Undergraduate Study



Other endeavors of our graduates included volunteer service, scholarship pursuits, and internships.

Consistent with the University’s mission, service to the community is an important pursuit for our students, both during their undergraduate years and after graduation. Among schools of similar size, Brown ranked 8th in the number of graduating seniors entering Teach for America’s 2008 teaching corps and 15th in the number of Peace Corps Volunteers.

Post-Undergraduate Study

Brown	MIT
Columbia	Penn
Cornell	Stanford
Duke	UC Berkeley
Harvard	Chicago
Johns Hopkins	Yale
...and more	

Employment

Barclays Capital	Microsoft
Brookings Inst.	Peace Corps
Brown	Pixar
CIGNA	RI Hospital
Goldman Sachs	Teach for America
Google	US State Dept.
...and more	